ANGLES COMPLEMENTARIS I SUPLEMENTARIS I

1. Calcula l'angle complementari i el suplementari dels angles següents:

	Angle complementari	Angle suplementari
43º		
75º		
15º		
112º		
165º		

En el cas que no tinguin angle complementari escriu: X

2. Escriu com són els angles (complementaris o suplementaris). Després, calcula l'angle que falta.

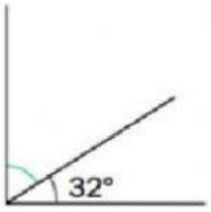

ANGLE =

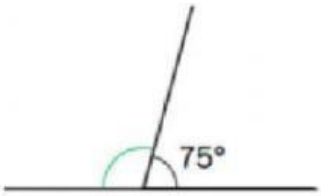

ANGLE =

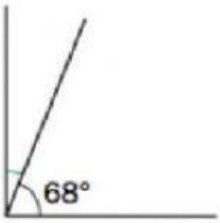

ANGLE =

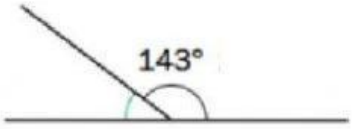

ANGLE =

LIVEWORKSHEETS

LIVEWORKSHEETS

3. Analitza quins d'aquests angles són iguals, quins són complementaris, quins són suplementaris i quins oposats pel vèrtex.

	$\hat{A}$	$\hat{B}$	$\hat{C}$	$\hat{D}$	$\hat{E}$	$\hat{F}$	$\hat{G}$	$\hat{H}$	$\hat{I}$	$\hat{J}$	$\hat{K}$	$\hat{L}$	$\hat{M}$	$\hat{N}$
$\hat{A}$	X								X			X		
$\hat{B}$		X												
$\hat{C}$			X											
$\hat{D}$				X										
$\hat{E}$					X									
$\hat{F}$						X								
$\hat{G}$							X							
$\hat{H}$								X						
$\hat{I}$	X		X						X					
$\hat{J}$										X				
$\hat{K}$											X			
$\hat{L}$	X		X									X		
$\hat{M}$													X	
$\hat{N}$														X

Com a notació: C=complementaris, S=suplementaris, O=oposats pel vèrtex, X=cap relació

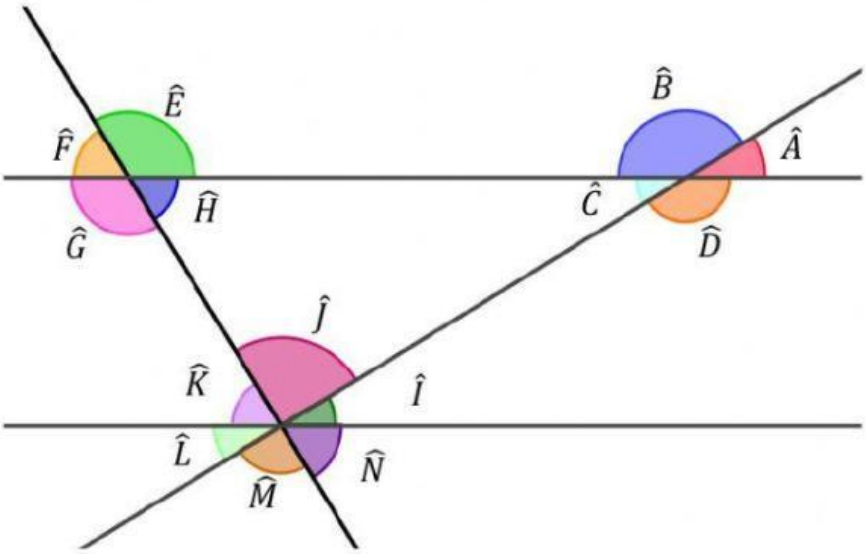

LIVEWORKSHEETS

LIVEWORKSHEETS

4. Sense utilitzar el transportador, calcular quant fan els angles indicats:

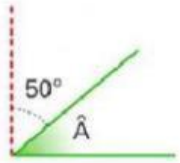

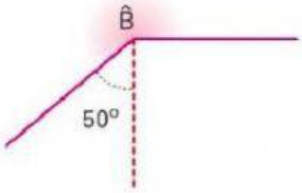

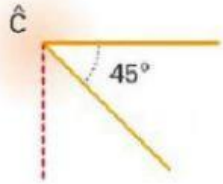

$\hat{A}$ =

$\hat{B}$ =

$\hat{C}$ =

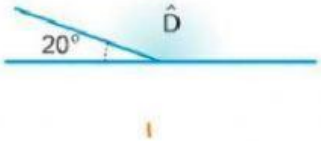

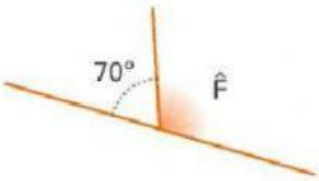

$\widehat{D}$ =

$\widehat{E}$ =

$\widehat{F}$ =

5. Quant mesuren els angles?

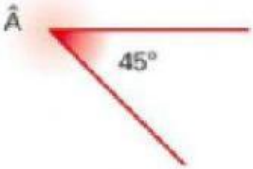

$\hat{A}$ =

$\hat{B}$ =

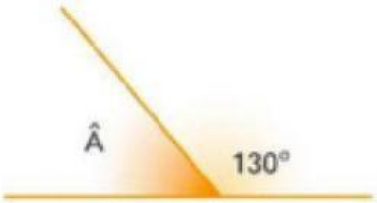

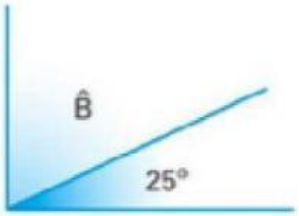

$\hat{A}$ =

$\hat{B}$ =

LIVEWORKSHEETS

LIVEWORKSHEETS

6. Mesura amb el transportador l'angle A. Quant fa l'angle B?

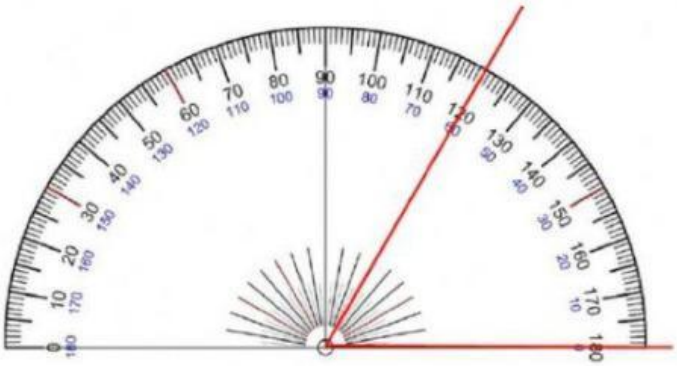

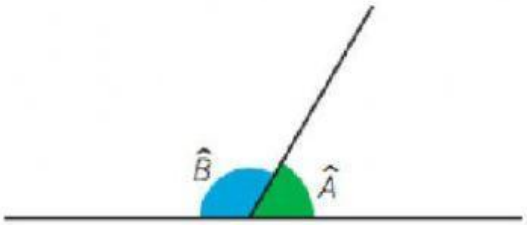

$\hat{A}$ =

$\hat{B}$ =

7. Si l'angle indicat val 120°, calcula el valor de la resta d'angles de la figura.

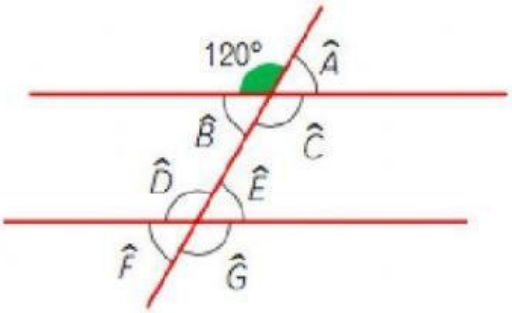

$\hat{A}$ =

$\hat{B}$ =

$\hat{C}$ =

$\hat{D}$ =

$\hat{E}$ =

$\hat{F}$ =

$\hat{G}$ =

LIVEWORKSHEETS

LIVEWORKSHEETS