

Unit 2 lesson 1 Everybodyup 1

A. VOCABULARY

Exercise 1: Match the words with the correct pictures

1. paint



A.

2. paper



B.

3. chalk



C.

4. yarn



D.

5. glue



E.

6. tape



F.

Exercise 2: Rearrange the letters



tipna ->



nray ->



rappe ->



guel ->

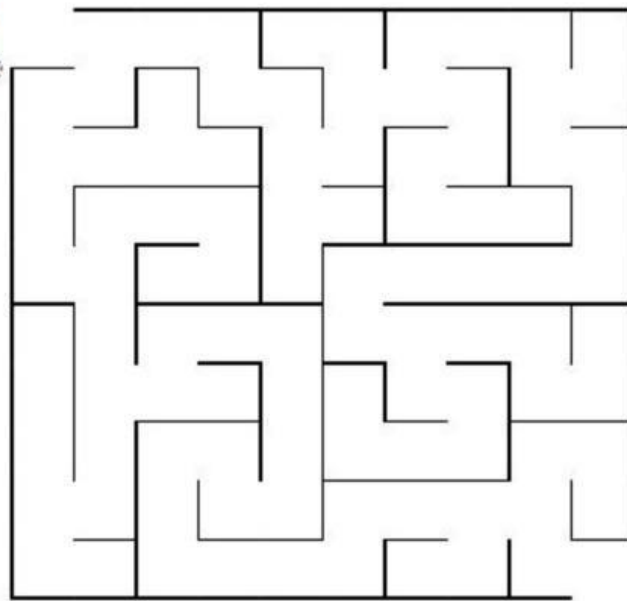


Kclha ->



taep ->

Exercise 3: Draw a path to help Doraemon find the tape



B. GRAMMAR

Exercise 1: Circle the correct answers.

1. What

- A. this
- B. 's this
- C. it

2. This paint

- A. is
- B. it
- C. a

3. This

- A. yarn
- B. is
- C. is yarn

4. What

- A. it
- B. it this
- C. 's this

Exercise 2: Fill in the blanks

1. What's

This is tape.

2. What

This is paint.

3.'s this?

This is yarn

4.?

This is chalk.





5. What's this?

This glue.

6. What?

..... paper.

Exercise 3: Match the questions with the answers.

- | | | |
|-----------------|---|-------------------|
| 1. What's this? |  | A. This is yarn. |
| 2. What's this? |  | B. This is paint. |
| 3. What's this? |  | 3. This is tape. |
| 4. What's this? |  | 4. This is paper. |

C. LISTENING

Exercise 1: Listen and number (Track 23 – CD1)



.....



.....



.....



.....



.....



.....

Exercise 2: Listen and write (Track 24 – CD1)

1. What's this?

This is

2. What's this?

This is

3. What's this?

This is

4. What's this?

This is

5. What's this?

This is

6. What's this?

This is

D. WRITING

Exercise 1: Complete the sentences using the given words.

1. What/this?

2. This/paint.

3. This/glue.

4. This/tape.

5. This/yarn.

6. This/chalk.

Exercise 2: Look at the pictures, make the sentences using “This is ...”



1.

2.

3.

4.

5.

6.