1 Numbers to 1000

1.1 Hundreds, tens and ones

Exercise 1.1

thousand

Focus

1 Here is the last row of a 100 square. Write the numbers in the next row, which is the first row of the 101 to 200 square.

91	92	93	94	95	96	97	98	99	100
101									

2 Complete these pieces from a 1 to 1000 number strip.

a

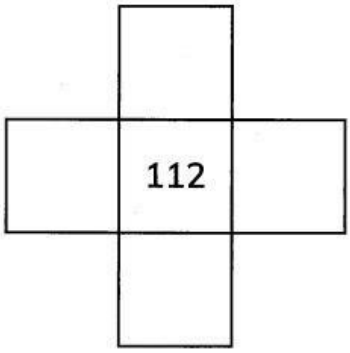

b

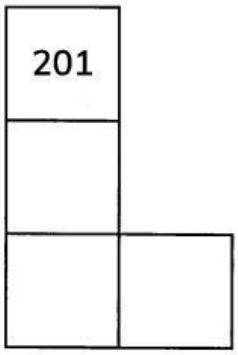

c

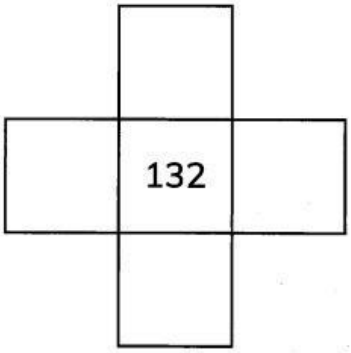

3 Draw a representation of 316.
How will you show the value of each digit?

LIVEWORKSHEETS

Now write this number in words.

_____

4 What 3-digit numbers are represented below?

a 

_____

b 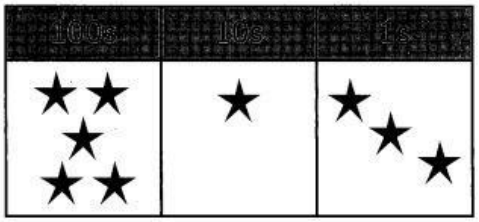

_____

5 What is the value of the ringed digit in each 3-digit number?

(1)64 _____ 23(7) _____

31(5) _____ 1(2)8 _____

(4)52 _____ 3(8)1 _____

Which hundreds values have not been used in these numbers?

_____

Practice

6 Write the numbers in the next row of the 1 to 1000 strip.

351	352	353	354	355	356	357	358	359	360

LIVEWORKSHEETS

Worked example 1

Draw beads on the abacus to show this 3-digit number.

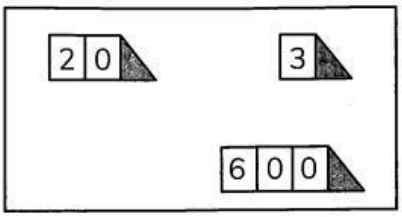

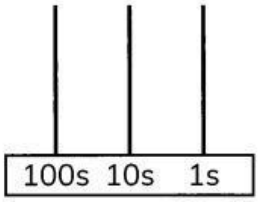

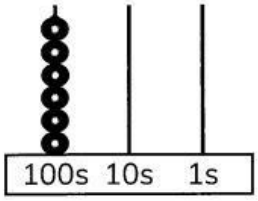

Draw six beads on the 100s tower to represent 600.

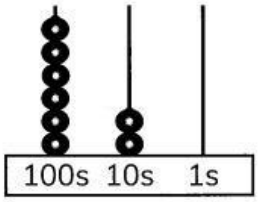

Draw two beads on the 10s tower to represent 20.

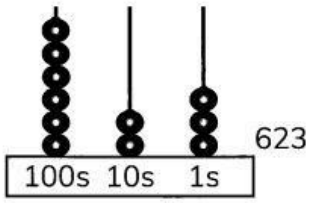

Draw three beads on the 1s tower for 3.

Together, the beads represent the 3-digit number 623.

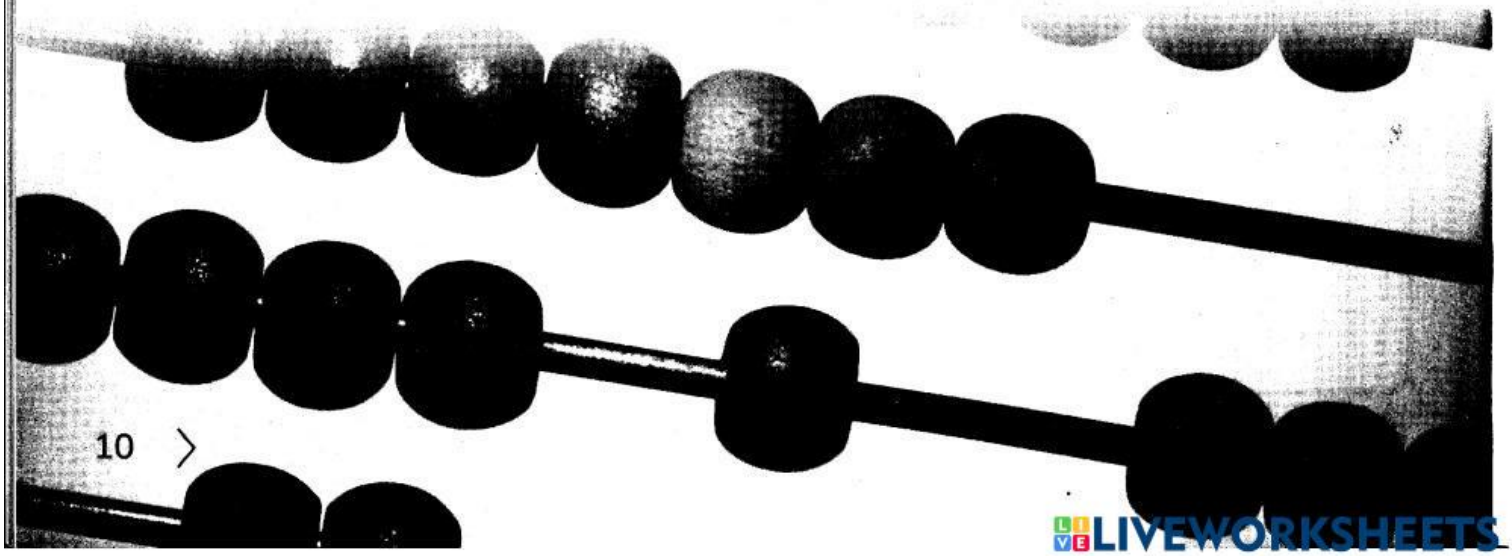

LIVEWORKSHEETS

7 Draw beads on each abacus to represent each 3-digit number.

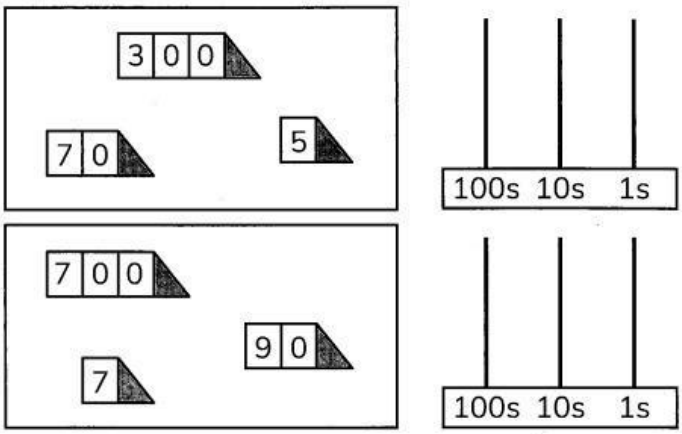

8 Which 3-digit number is represented on each abacus? Write each number in words.

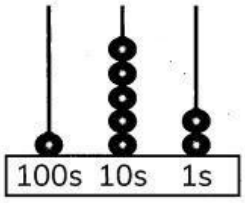

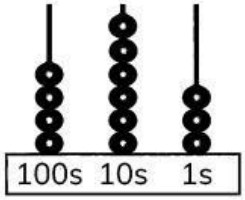

9 Write this 3-digit number in words.

100	200	300	400	500	600	700	800	900
10	20	30	40	50	60	70	80	90
1	2	3	4	5	6	7	8	9

LIVEWORKSHEETS