

Worksheet: Line segment bisector

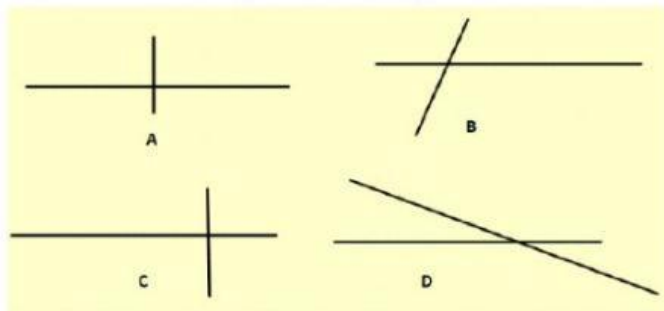
Name: _____

1. Identify the given image?



- a) Line
- b) Bisector
- c) Ray
- d) Line segment

2. Which of the following shows a line segment bisector?



3. A line bisector divides a line segment into ____

- a) Three equal parts
- b) Two equal parts
- c) Zero parts
- d) Many parts

4. A line segment has ____ end point.

- a) One
- b) Two
- c) Three
- d) No end points


5. A _____ bisector meets or crosses a line segment at its centre point at a right angle or 90° angle.

a) Line
b) Perpendicular
c) Angle
d) Mid-point

6. Line segment AC is 24cm long. Point B is the midpoint of AC. What is the length of BC?

a) 48cm
b) 24cm
c) 12cm
d) 6cm

7. Where would be the centre mark/point if you have to draw a line segment bisector?



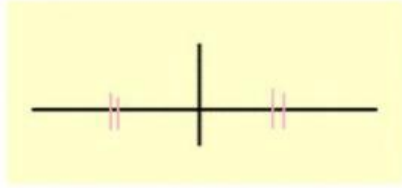
a) M
b) N
c) O
d) Q

8. Mr. Tshering measured line segment J to K as 6cm long. If midpoint is K, then what is the length of KL?



a) 3cm
b) 6cm
c) 9cm
d) 12cm

9. Why is this perpendicular bisector?



- a) It is perpendicular bisector because the bisector is not divided into two equal parts.
- b) It is perpendicular bisector because it is bisected by a line.
- c) It is perpendicular bisector because the line is divided into two equal parts.
- d) It is perpendicular bisector because the line is divided into two equal parts at a 90° angle.

10. If a line segment is 18 cm and in between there is a line segment bisector, what would the lengths of the two smaller line segments be?

- a) 8cm
- b) 9cm
- c) 18cm
- d) 36cm