



ELECTRONIC WORKSHEET

English

DESCRIPTIVE TEXT

DO
you
SPEAK
English?

HI!

BONJOUR

HOLA!

Name :


Class :

X



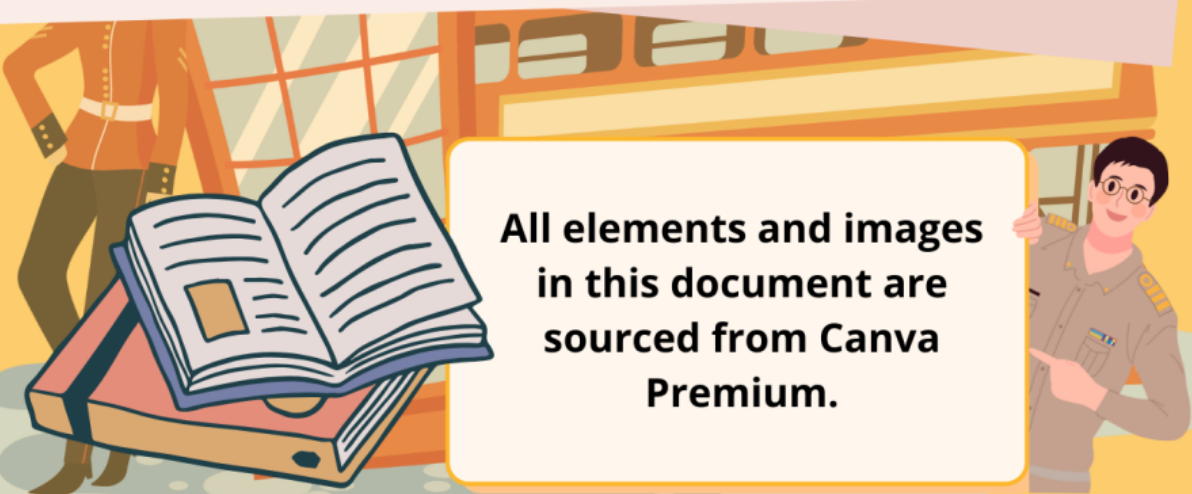
ELECTRONIC WORKSHEET (E-WORKSHEET) ON THE MATERIAL DESCRIPTIVE TEXT

For 10th grade, Merdeka curriculum



Writer : Salsabilla Neva Larissa
Consultant 1 : Prof. Dr. Indah Tri Purwanti, M.App.Ling
Consultant 2 : Dr. Eliwarti, M. App.Ling
Cover Design : Salsabilla Neva Larissa
Layout Design : Salsabilla Neva Larissa
Size : 21 x 29 (A4)

This e-worksheet was composed and designed by the writer using Microsoft Words 2019 and Canva.



All elements and images
in this document are
sourced from Canva
Premium.



INTRODUCTION

This page will feature detailed Competency Achievement Indicators, providing comprehensive insights into the mastery of specific skills and knowledge.



Time Allocation : 4 x 45 Minutes

Learning Outcomes

By the end of Phase E, learners use spoken, written and visual texts in English to communicate according to the situation, purpose and audience. Various text types such as narration, description, procedure, exposition, recount, report and authentic texts are the main references in learning English in this phase. Learners use English to express their wishes/feelings and discuss topics that are close to their daily lives or hot issues according to the age of the learners in this phase. They read written texts to learn something/get information.



To stay on track and complete this worksheet correctly, please follow the instructions below.

INSTRUCTIONS


In this worksheet, you will find 2 parts!


Part 1 : Read & Understand


Part 2 : How Far Do You Understand?

In part 1, you will be given some supporting material related to the subject being studied. Please read and understand carefully! Note, do not hesitate to ask teacher and friends if you do not understand.

Furthermore, part 2 will consist of several exercises that will examine your understanding of the material you have learned. Before each exercise, you will find step-by-step guidance on how to complete the questions.

 **Scroll down to continue to the next activity after reading, understanding and completing each activity.**

 **Students can return to author profile or the link provided by the teacher to continue the next exercise according to the title.**



DESCRIPTIVE TEXT



"Oh, her eyes, her eyes,
Make the stars look like
they're not shinin'... Her
hair, her hair, Falls perfectly
without her tryin'..."



Definition

A descriptive text is the text that focuses on describing the characteristics of a person, object, or location.


Purpose

The purpose of descriptive text is, of course, to provide information to the reader about its shape, characteristics, quantity and so on in detail.

The five senses



To write a good descriptive text, you need to describe what your senses recognize. Like, what can be seen, what can be heard around, what smells are in the room or environment, what things are felt when we are in the room.



GENERIC STRUCTURES



IDENTIFICATION

In the opening part, the text introduces the subject of the description. This could be a person, place, object, event, or concept. It provides some basic information about what is being described to give the reader context.

DESCRIPTION

The central part of the text is dedicated to the detailed description of the subject. This is where the writer uses vivid language and sensory details to paint a clear picture in the reader's mind.

LANGUAGE FEATURES



Specific participant

has a certain object, is not common and unique (only one). for example: *Air Manis beach, my house, Borobudur temple, uncle Nath*

Using Adjective

The use of the adjective (an adjective) to clarify the noun, for example: *a beautiful beach, a handsome man, the famous place in Padang, etc.*

Simple Present Tense

(+) S + V1s/es+O
(-) S + do not (don't)/does not (doesn't) + V1 + O
(?) Do/Does+S+V1

Action Verb

Verbs that show an activity. For example : *run, walk, cut, etc.*

GENERIC STRUCTURES



IDENTIFICATION

In the opening part, the text introduces the subject of the description. This could be a person, place, object, event, or concept. It provides some basic information about what is being described to give the reader context.

DESCRIPTION

The central part of the text is dedicated to the detailed description of the subject. This is where the writer uses vivid language and sensory details to paint a clear picture in the reader's mind.

LANGUAGE FEATURES



Specific participant

has a certain object, is not common and unique (only one). for example: *Air Manis beach, my house, Borobudur temple, uncle Nath*

Using Adjective

The use of the adjective (an adjective) to clarify the noun, for example: *a beautiful beach, a handsome man, the famous place in Padang, etc.*

Simple Present Tense

(+) S + V1s/es+O
(-) S + do not (don't)/does not (doesn't) + V1 + O
(?) Do/Does+S+V1

Action Verb

Verbs that show an activity. For example : *run, sleep, walk, cut, etc.*



HOW FAR DO YOU UNDERSTAND?



EXERCISE 3

Part 1 : Listening and Filling in the Blanks

1. You will be presented with two descriptive texts, each containing several blanks.
2. Listen carefully to the audio of each text being read aloud.
3. As you listen, fill in the blanks in the texts with the correct words.

Part 2: Group Work and Question Answering

- After completing Part One, you will receive 10 questions related to the descriptive texts.
- Form groups to discuss and answer the questions.
- Feel free to ask the teacher for help and use a dictionary if needed.

Remember, the goal of this exercise is to practice listening comprehension and collaborative problem-solving.



PART 1



THE GRAND CANYON

The Grand Canyon is a massive natural formation located in the state of Arizona, USA. It _____ over 277 miles long and can be up to 18 miles wide. The canyon is carved by the Colorado River, which _____ to flow at the bottom, creating a spectacular and ever-changing landscape. The walls of the canyon display layers of colorful rock formations, each telling a story of Earth's geological history.



Visitors to the Grand Canyon can _____ along the numerous trails, take a mule ride down to the bottom, or simply enjoy the breathtaking views from the rim. The South Rim is the most popular with tourists, offering many viewpoints and _____. The Grand Canyon is also home to diverse wildlife, including mule deer, coyotes, and various bird species. It is a place of immense beauty and natural wonder, _____ millions of visitors every year.



bonjour

THE EIFFEL TOWER



The Eiffel Tower stands tall in the heart of Paris, France. It is one of the most _____ structures in the world, known for its iron lattice design. The tower was constructed in 1889 as the _____ arch to the 1889 World's Fair and was initially met with criticism from some of the public. However, it _____ since become a global icon of French culture and engineering.



The Eiffel Tower rises to a height of 1,083 feet and has three levels accessible to the public. _____ can take elevators or climb the stairs to reach the viewing platforms, which offer stunning panoramic views of Paris. At night, the tower is illuminated with thousands of lights, creating a magical ambiance. The Eiffel Tower is not just a tourist attraction, it also houses restaurants, a champagne bar, and historical exhibits. It _____ a symbol of romance, artistry, and the spirit of innovation.