








Name: \_\_\_\_\_

Date:

		--			--		
--	--	----	--	--	----	--	--





Instructions:

**Circle** the steps to use small digital weighing scale.

TARE: Digital Weighing Scale 		Circle one:	
Step 1: 		Turn 'Off' after use	Turn 'On'
Step 2: 		Place ingredients in container	Place container on scale
Step 3: 		Read weight	Press 'Tare' to zero
Step 4: 		Read weight	Place container on scale
Step 5: 		Press 'Tare' to zero	Read weight
Step 6: 		Turn 'Off' after use	Turn 'On'

Instructions:

Write down the steps to use personal digital weighing scale.

2. Digital Weighing Scale 	Circle one:	
<b>Step 1:</b> 	<i>Take off shoes and belongings</i>	<i>Wear shoes and belongings</i>
<b>Step 2:</b> 	<i>Read weight</i>	<i>Step on weighing scale</i>
<b>Step 3:</b> 	<i>Press 'Tare' to zero</i>	<i>Read weight</i>

**Instructions:**

Write down the correct **units**.

3.	Short form:	Unit:
	g	
	kg	

**Instructions:**

Write down the **weight and unit** shown on the weighing scale.

4.		
5.		
6.		
7.		