

Guru Harkrishan Public School, Fateh Nagar
Class-III
Subject-EVS
Lesson - 4
HUMAN BODY

Q-1 Tick the correct option

i) Which of the following is a part of the digestive system of the body?

- a) Eyes ☐
- b) Legs ☐
- c) Skin ☐
- d) Small intestines ☐

ii). Which organ controls the function of the entire body?

- a) Brain ☐
- b) Eardrum ☐
- c) Eyes ☐
- d) Kidneys ☐

iii). Different organs together are called _____ .

- a) Muscles ☐
- b) Nervous system ☐
- c) Organ system ☐
- d) Skin ☐

iv) Which part of the body transports chewed food to the stomach from the mouth?

- a) Food pipe ☐
- b) Nerves ☐

- c) Veins ☐
- d) Windpipe ☐

v) Through which of the following parts of the body does the blood flow?

- a) Blood vessels ☐
- b) Oesophagus ☐
- c) Oxygen ☐
- d) Trachea ☐

vi) What do you call the framework of the body?

- a) Kidney ☐
- b) Lungs ☐
- c) Muscles ☐
- d) Skeleton ☐

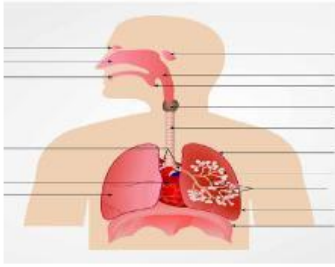
vii). Through which part of the body do messages travel between organs and the brain?

- a) Arteries ☐
- b) Nerves ☐
- c) Oxygen ☐
- d) Veins ☐

viii). What is the most important function of the heart?

- a) Control the entire body ☐
- b) Control the oxygen exchange in the blood ☐
- c) Pump blood to other areas of the body ☐
- d) Transport signals from the brain ☐

ix). Which system of the body is shown below in the picture?



a) Digestive system ☐

b) Nervous system ☐

c) Respiratory system ☐

d) Skeletal system ☐

x) How many bones does the human body have?

a) 500 ☐

b) 300 ☐

c) 206 ☐

d) 198 ☐

Q-2 Drag the correct name to each system and match the organs names with

system

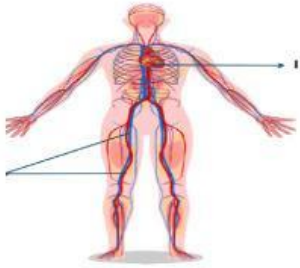
Skeletal

Digestive

Respiratory

Circulatory

Nervous



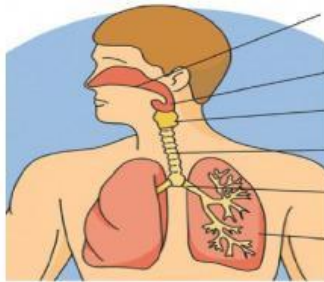
lungs,throat

Nose,

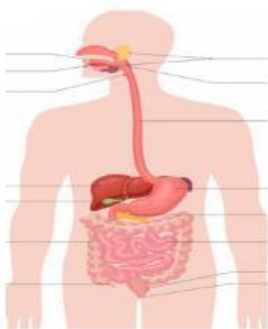


vessels

heart , veins , blood



ribcage ,skull



mouth, stomach ,food pipe

