INSPIRED TOTS EARLY LEARNING CENTER
THIRD TERM EXAMINATION 2023/2024 SESSION

Pupils name _____

QUANTITATIVE REASONING **4TH GRADE**

The Venn Diagram shown below represents three types of fruits planted and grown by some farmers in a village. The CIRCLE represents Orange, the TRIANGLE represents Mango, while the RHOMBUS represents PEAR.

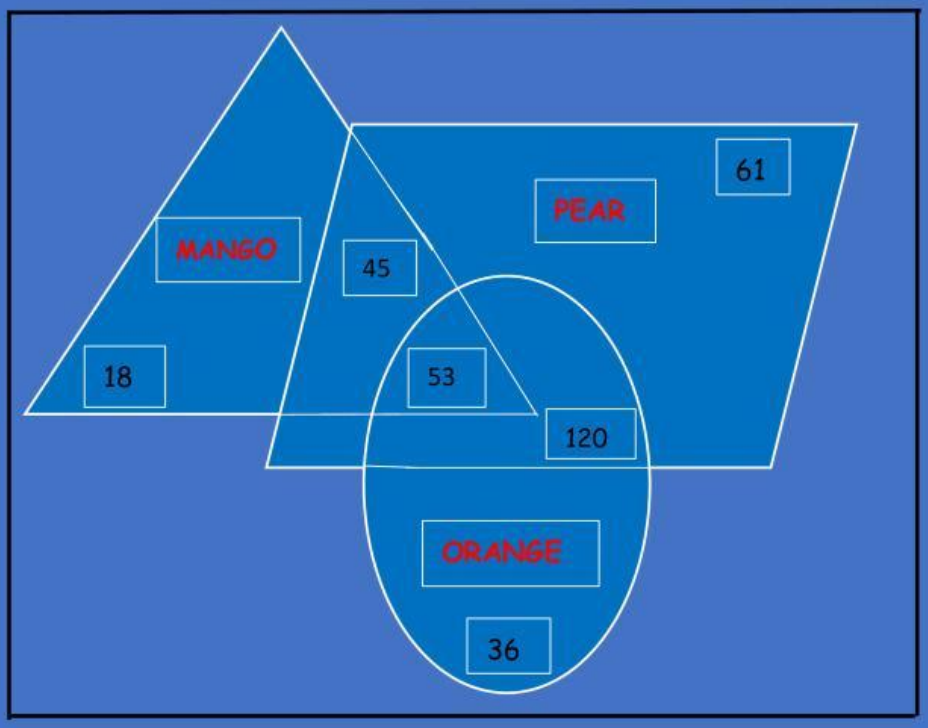

Use the diagrams to answer the questions below.

1. How many farmers planted only pear? _____
2. How many farmers planted both orange and pear, but not mango? _____
3. How many farmers grew only orange? _____
4. How many farmers grew both pear and mango but not orange? _____
5. What is the total number of farmers who grew only one type of fruit? _____
6. How many farmers grew only mango? _____
7. How many farmers planted all the three fruits? _____
8. How many farmers are there altogether in the town? _____

LIVEWORKSHEETS

INSPIRED TOTS EARLY LEARNING CENTER
THIRD TERM EXAMINATION 2023/2024 SESSION

Study the Venn Diagram below carefully and use it to answer the questions below.

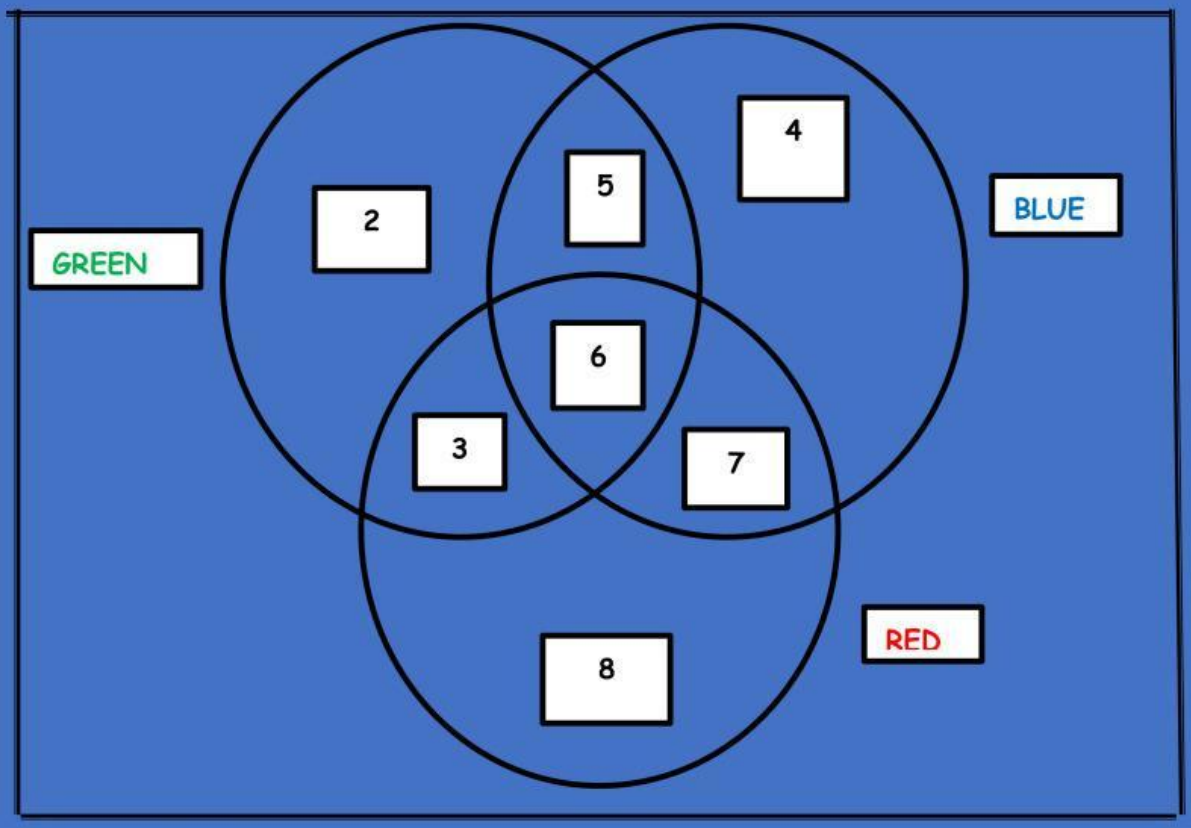

9. Which number is in green only? _____
10. Which number is in blue, green and red? _____
11. Which number is in both green and red but not in blue? _____
12. Which number is in blue only? _____
13. Which number is in both green and blue but not in red? _____
14. Which number is in red only? _____
15. Which number is in both red and blue but not in green? _____

INSTRUCTION: Write the missing numbers in the boxes below.

Sample

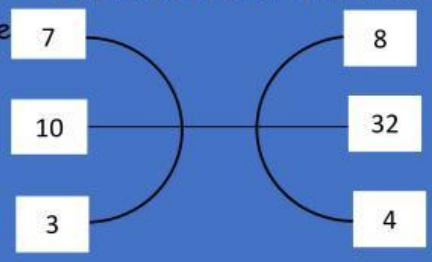

16)

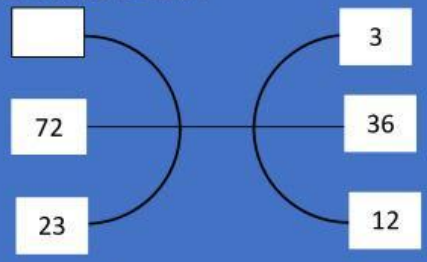

17)

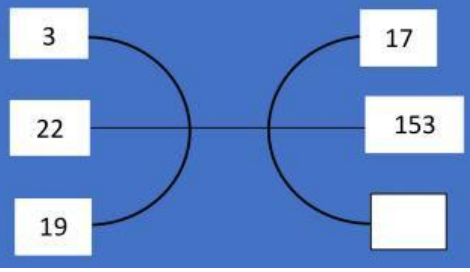

18)

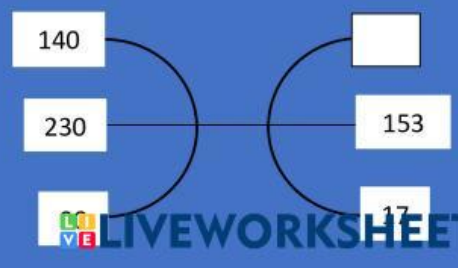

LIVEWORKSHEETS

INSPIRED TOTS EARLY LEARNING CENTER
THIRD TERM EXAMINATION 2023/2024 SESSION

19)

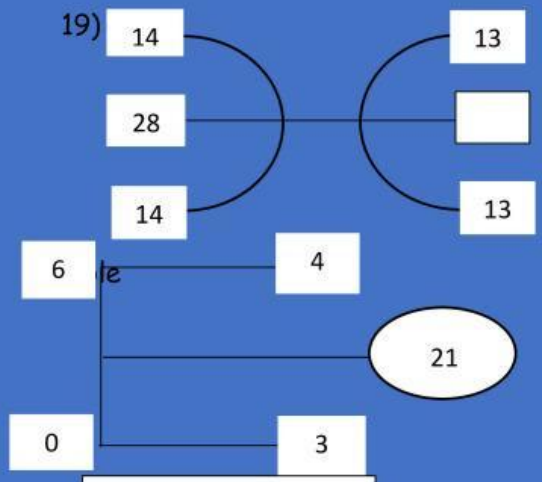

(6 × 4) – (0 + 3) = 21

20)

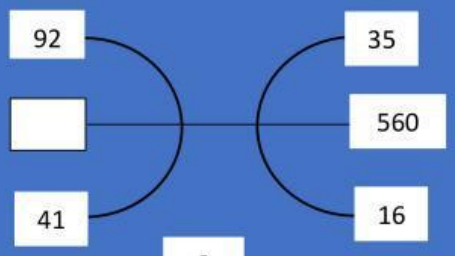

21)

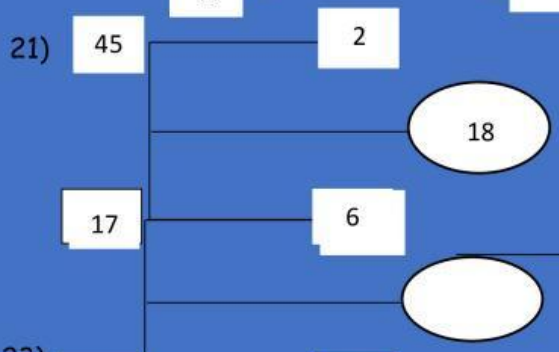

22)

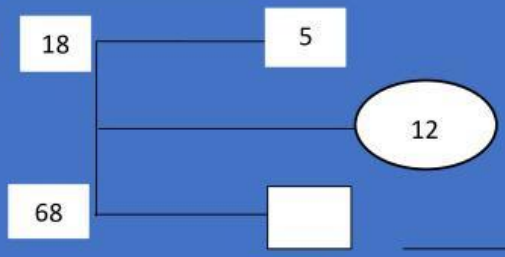

23)

24)

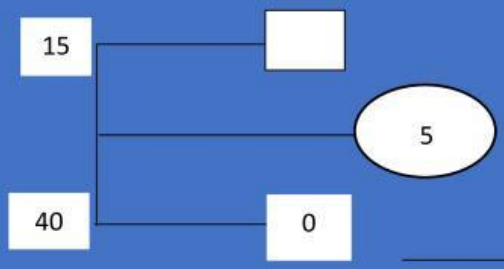

25)

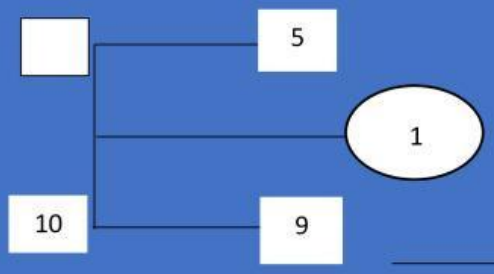

Sample

(6 × 8) + (0 × 9) = 48

26)

27)

28)

29)

30)

LIVEWORKSHEETS

INSPIRED TOTS EARLY LEARNING CENTER
THIRD TERM EXAMINATION 2023/2024 SESSION

Sample

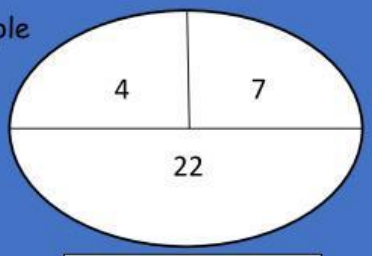

$(4 + 7) \times 2 = 22$

31)

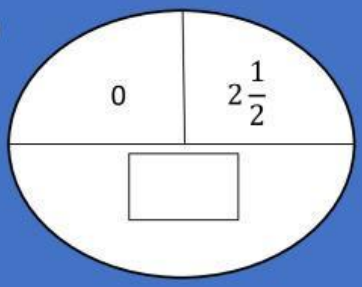

32)

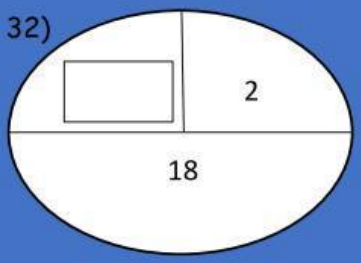

33)

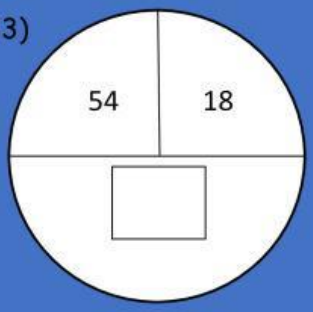

34)

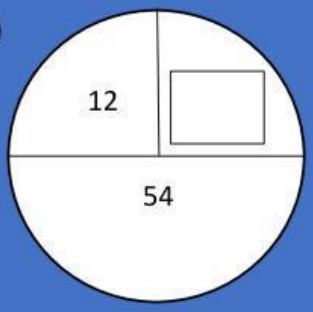

35)

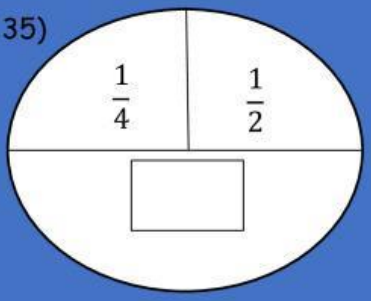

Sample

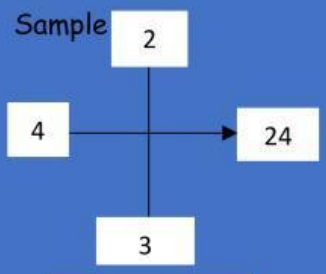

$2 \times 4 \times 3 = 24$

36)

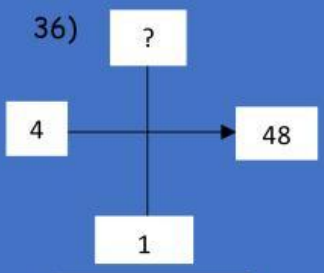

37)

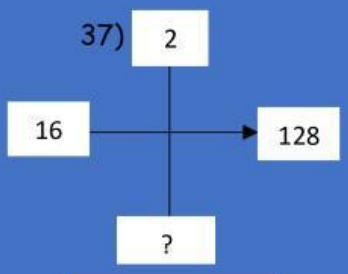

38)

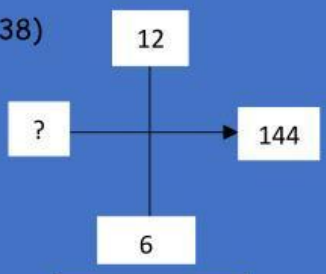

39)

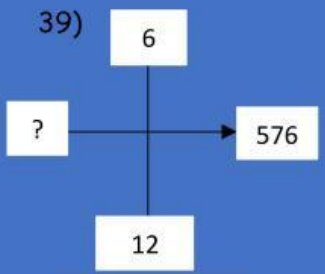

40)

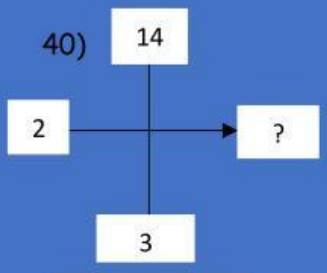

LIVEWORKSHEETS