




NAME: _____ DATE: _____

TALLY CHART		
AMOUNTS OF MONIES		
Dollars	Tally	Frequency
		<input type="text"/>
		<input type="text"/>
		<input type="text"/>
		<input type="text"/>
		<input type="text"/>
		<input type="text"/>

NAME: _____ DATE: _____

Frequencies mean the amount; we get the frequencies on a tally chart by adding up the tally for each item etc. After putting the frequencies into the boxes above, answer questions 1-10 below.

1. Which dollar amount is blue in colour? _____
2. Which dollar amount is orange? _____
3. Which dollar amount is purple? _____
4. Which dollar amount is red? _____
5. Which dollar amount is green? _____
6. Which dollar amount is dark green? _____
7. Which dollar amount is in the most? _____
8. Which dollar amount is in the least? _____
9. What is the total number of tallies? _____
10. Are there any two dollar amounts that are the same? _____