

IMMERSION ROOM

Dates: March 2nd—March 12th

WORKSHOP 1 - CYCLE 2

Hello dear student!

Las profes Dixie M. Gallo y Karen J. Pérez te saludamos con cariño y esperamos que tú y tu familia se encuentren muy bien. Este primer periodo trabajaremos con talleres en línea, en las que encontrarás todos los recursos y actividades del aula de Inmersión de nuestro colegio. Iniciaremos con una rutinas sobre alfabeto, así que ...

Let's get started!

alphabet

Sing the song!
(Canta la canción)



Objective: By the end of the unit, students will be able to say expressions about virtual classes.

Vocabulary: Turn on the computer, login to your online classroom, turn on your camera, open your book, open your notebooks, turn on the microphone, show us your book, raise your hand, turn off the microphone, write in your notebook, listen to the lesson, participate in class, connect to the class, organize the desk, do active pause, do the homeworks, click on the link.



1. Look the following video about "the Virtual Classroom Language and practice the expressions that apppear in it (Mira el siguiente vídeo sobre el lenguaje virtual del salón de clase y practica las expresiones que allí aparecen).



2. Read the following expressions and select which are related to "Virtual Language Classroom" (Lee las siguientes expresiones y selecciona aquellas relacionadas con el lenguaje virtual del salón de clases)

Open your book

Open your notebooks

Turn on the microphone

Cook the food

Sweep the floor

Clean the room

Show us your book

Raise your hand

Turn off the microphone

Write in your notebook

Listen to the lesson

Wash the clothe

Participate in class

Connect to the class

Organize the desk

Turn on your camera

Turn on the computer

Do active pause



Do the homeworks

Click on the link

Login to your online classroom



3. Match the picture with the correct expression (Une la imagen con la expresión correcta)



- A. Turn on the computer.
- B. Login to your online classroom.
- C. Turn on your camera.
- D. Open your book.
- E. Open your notebooks.
- F. Turn on the microphone.
- G. Show us your book
- H. Raise your hand.
- I. Turn off the microphone.
- J. Write in the notebook.
- K. Listen to the lesson.
- L. Participate in class.
- M. Connect to the class.
- N. Organize the desk.
- O. Do active pause.
- P. Do the homeworks.
- Q. Click on the link.



4. Complete the sentences with the expression of the box. (Completa las oraciones con las expresiones de la caja)

Turn on the computer.

Show me your book

Turn on my camera

Login to my online classroom

Raise the hand

Turn on my computer

Do the homeworks

Turn on the microphone

1. When I finish my virtual classes, I _____
2. Before I start my clases I have to _____
3. The teacher said me, _____ because I can't hear you.
4. A rule in virtual class is _____ to participate
5. The first step to start my virtual class is _____
6. The teacher send me the link and I can _____
7. The teacher said me, _____ to check the activity.
8. In virtual class I have to _____ so that others can see me.



5. Now, is your turn, write down 5 expressions that you used to do in your virtual class. Use the vocabulary studied in this worksheet. (Ahora es tu turno, escribe 5 expresiones que tu sueles hacer en tus clases virtuales. Usa el vocabulario estudiado en este taller.



For example: **I do my homeworks in my virtual classes.**

I	in my virtual classes
I	in my virtual classes
I	in my virtual classes
I	in my virtual classes
I	in my virtual classes



6. Speaking exercise: Practice the Alphabet song and present it in your tutorial class.
 (Practica la canción del alfabeto y preséntela en tu clase de tutoría)

SELF-ASSESSMENT

How I felt ... (Como me sentí...)	Yes (SI) 	Needs to improve (Necesita mejorar) 
<i>Este taller me pareció atractivo en contenido y actividades.</i>		
<i>Este taller me facilitó el aprendizaje.</i>		
<i>Me sentí cómodo(a) y a gusto con este taller.</i>		
<i>El vocabulario presentado pude ponerlo en práctica en los ejercicios propuestos.</i>		
<i>Durante este taller pude decir expresiones utilizadas en las clases virtuales.</i>		

