

Lembar Kerja peserta didik



G R O U P 2

Angles



MEMBER GROUP 2



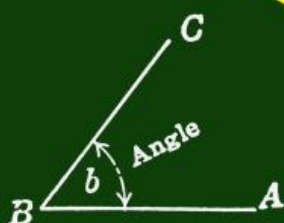
1. Putri Anjani
(2103020052)



2. Christoper Parhusip
(2103020054)



3. Welny Risesti
(2103020061)





INSTRUCTION

- 1. Pray before working on the E-LKPD**
- 2. Read the instructions for using E-LKPD, and follow all instructions.**
- 3. Work on the E-LKPD seriously with the group.**
- 4. Fill in according to the order provided**
- 5. Ask your teacher if you experience difficulties in working on the E-LKPD**



E-LKPD ANGGLA

Nama : _____

Tanggal : _____

Kelas : _____

Hari : _____





Problem 1

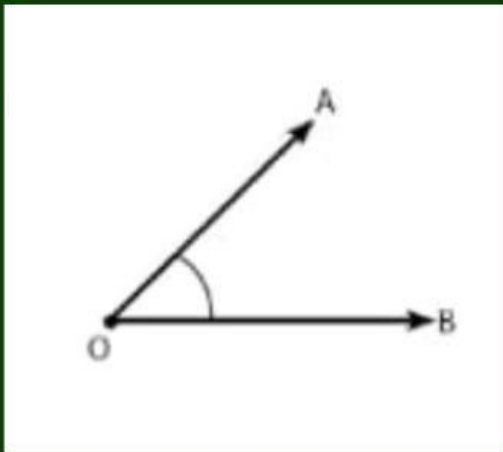


The angle formed by the two clock hands in the picture is an angle

Answer



PROBLEM 2



THE NAME OF THE
LEG
OF THE CORNER IN
THE PICTURE ON THE
SIDE IS

ANSWER

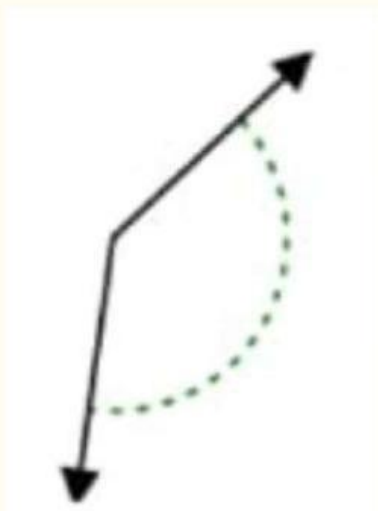
Problem 3

An angle whose measure is more than 90° but less than 180° is called an angle

Answer



Problem 4



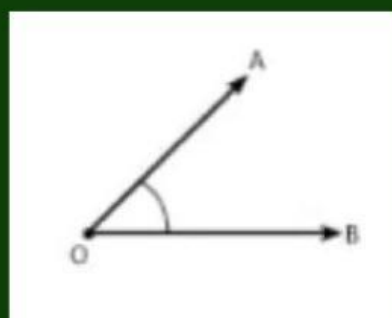
What type of angle does the figure show

Answer

Problem 5



The corner points in the image above are points



answer

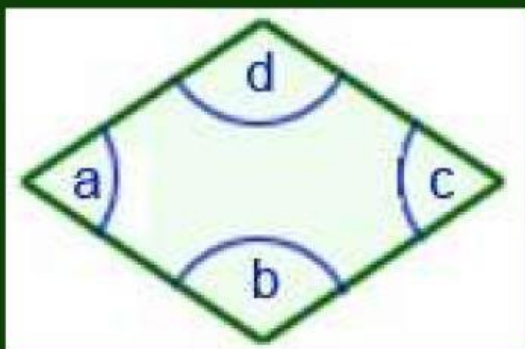
.....

.....

.....



PROBLEM 6



THE CORRECT
STATEMENT FROM
THE FOLLOWING
PICTURE IS....

ANSWER



Problem 7

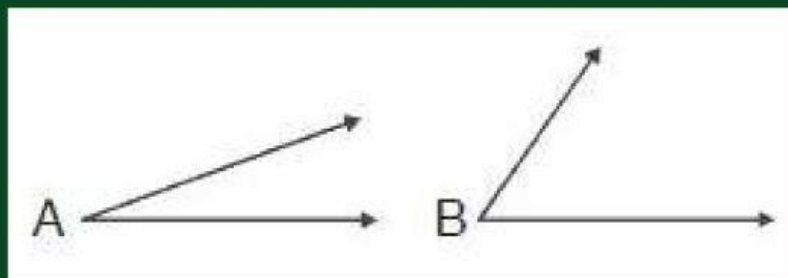
The hour angle formed every 1 minute shift of the long hand is

Answer





Problem 8

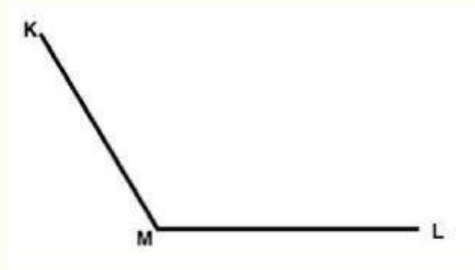


From the picture, which of the following statements is true?

Answer



Problem 9



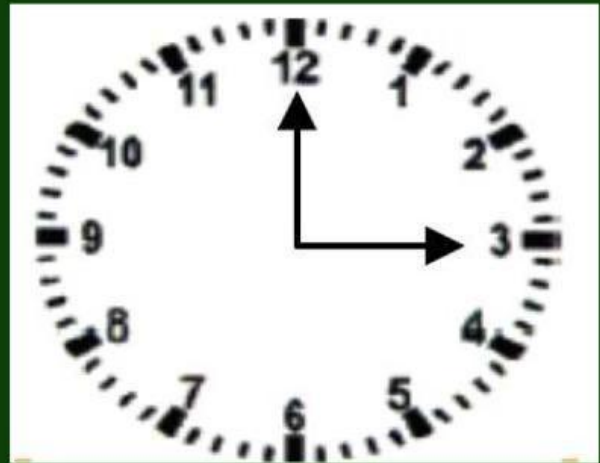
The angle formed by the intersection of the KLM lines is the angle....

Answer:

Problem 10



The angle formed by the two hands on a wall clock is...



answer



Thank you for
answering

