



LKPD

BERBASIS LIVE WORKSHEET

" Recount Text "




Nama :

Kelas :


Mata pelajaran : Bahasa Inggris

Materi Pembelajaran : Recount Text


A. Study Guide

- 
1. students are required to read and understand the material listed below.
 2. before working on the questions understand the instructions for answering the questions
 3. check back the questions that have been done
 4. click the submit button when you are sure of your answer, and the teacher can see your answer

B. Core Competencies


- 
1. Know the past tense to describe events in the past.
 2. Understand chronological connection.
 3. Master the correct use of tenses, especially the past tense, as well as the proper use of conjunction to connect events

C. Basic Competencies




Understand the meaning, structure and purpose of recount texts to be able to give or ask for information about the steps of doing something.

D. Indicators of achieving learning objective

- 
- 1. Students are able to write recount text through structured activities.**
 - 2. Students convey ideas using common vocabulary and verbs in their writing.**
 - 3. Students plan, write, review and rewrite different types of texts.**
 - 4. Students adapt presentations for a variety of readers/audience and achieve different purposes, in both print and digital forms.**

E. Meaningful Understanding



Understanding recount text meaningfully involves capturing the context of the situation, chronological order, use of action verbs, adverbs of time, descriptive elements, and cultural meanings contained therein, so that students can visualize, appreciate, and gain a deeper understanding of the story and the culture it represents.

F. Topic

Definition:

Recount Text is a text that retells a real event that has happened in the past. The purpose of recount text is to retell a true story in the past. Recount text is a text that tells the reader about one story, action or activity.

Purpose:

Its purpose is to retell events or experiences in the past.

Generic Structure:

- **Orientation:** contains an introduction to the events that took place, the characters involved in the events, the place and time when the events took place. involved in the event, the place and time when the event took place.
- **Events:** contains the interweaving of events in the experience story. This section this section may consist of several events.
- **Re-orientation:** contains the summary/closing of the story.

Characteristic:

- Using the past tense.
- Using chronological conjunction, for example: then, before, after.
- Adverbs adverbial words/phrases to show time, place and manner e.g. yesterday, last week, at home, slowly, carefully, etc.

Example Recount Text

Orientation:

It was Friday again, the day for famous parties at Wellington High School. Students were dancing in the garden and everyone was enjoying the pleasure of being away from boring lessons.

Event:

When Sarah came to the party, the music had already started. Tim suddenly noticed Sarah and felt shocked. He had been looking for her for 2 years. They met each other at a holiday camp in 1999, but mysteriously Sarah disappeared after a while. He had been thinking about her since then. At the party, Sarah was talking to one of her friends while most of the students were drinking as much as they could. Tim decided to talk to her and waited for her friend to leave. When he went next to her, she was searching for something in her bag, so she did not see him. As soon as he touched her on the shoulder, she raised her head and couldn't believe her eyes. She had never forgot him.

Re-Orientation:

At the end of the party, no one was happier than Sarah and Tim as they found each other after 2 years

G. Video Material



Click the play button to watch the video

source: <https://www.youtube.com/watch?v=zGRZIDudZtI>

LKPD (Reading)

instructions :

1. Read and understand the Recount text about Going to Padang below!
2. Pay close attention and understand the questions well!
3. Answer the multiple choice questions about Going to Padang that have been provided by click the right answer

Read the text carefully!!

Going to Padang

Last week Audy asked me to visit his house in Padang. He said that if I came there, he wanted to take me to visit several tourist attractions in Padang.

First, I went to Padang by bus. From 06:00 in the morning until 20:00 in the evening I arrived there. Then I went straight to Audy's house. After a few minutes of rest at Audy's house. Audy and I went for a walk on a motorbike. On the way we saw beautiful views.

Second, the next day we went to Painan Beach in Padang by motorbike. It feels very pleasant to be able to see the beautiful scenery in Padang. And finally you arrived at Painan beach. Then we went to the island which is close to Painan beach using a boat. Finally you arrived at the island. We took photos of the beautiful scenery.

Third, the next day we went to the train station from Padang to Pariaman. Every trip we see the amazing natural beauty there.

Finally in the afternoon we went home. The next day I was given permission to return to my hometown. What I did in Padang left many beautiful memories.

It was the most fun trip I've ever had.

QUESTION:

Choose the correct answer!

1. What did the author do on the third day in Padang?

- A. Visiting Painan Beach**
- B. Go to Pariaman**
- C. Resting at Audy's house**
- D. Returning to his hometown**

2. What is the main impression the author got from his visit to Padang?

- A. Long travel time**
- B. Many tourist attractions**
- C. Beautiful natural scenery**
- D. Busy city atmosphere**

3. "Second, the next day we went to Painan Beach in Padang by motorbike. It feels very pleasant to be able to see the beautiful scenery in Padang. And finally you arrived at Painan beach. Then we went to the island which is close to Painan beach using a boat. Finally you arrived at the island. We took photos of the beautiful scenery."

This paragraph is part of the Recount Text Structure in?

- A. Orientation**
- B. Reorientation.**
- C. Events**
- D. Identification**

4. How did the author and Audy reach Pariaman from Padang?

- A. By Boat**
- B. By bus**
- C. With motorcycle**
- D. By train**

5. Why did the author and Audy use a boat when going to the island near Painan Beach?

- A. Because the island can only be reached by boat**
- B. Because the journey is faster**
- C. Because they want to try something new**
- D. Because they don't have another vehicle**

ESAAAY

Write a recount text in the answer column below based on your personal experience. Tell us about your most memorable event!

.....

.....

.....

.....

.....

.....

.....

.....

.....

.....

.....

.....

.....

.....

.....

.....

.....

.....

.....

.....

.....