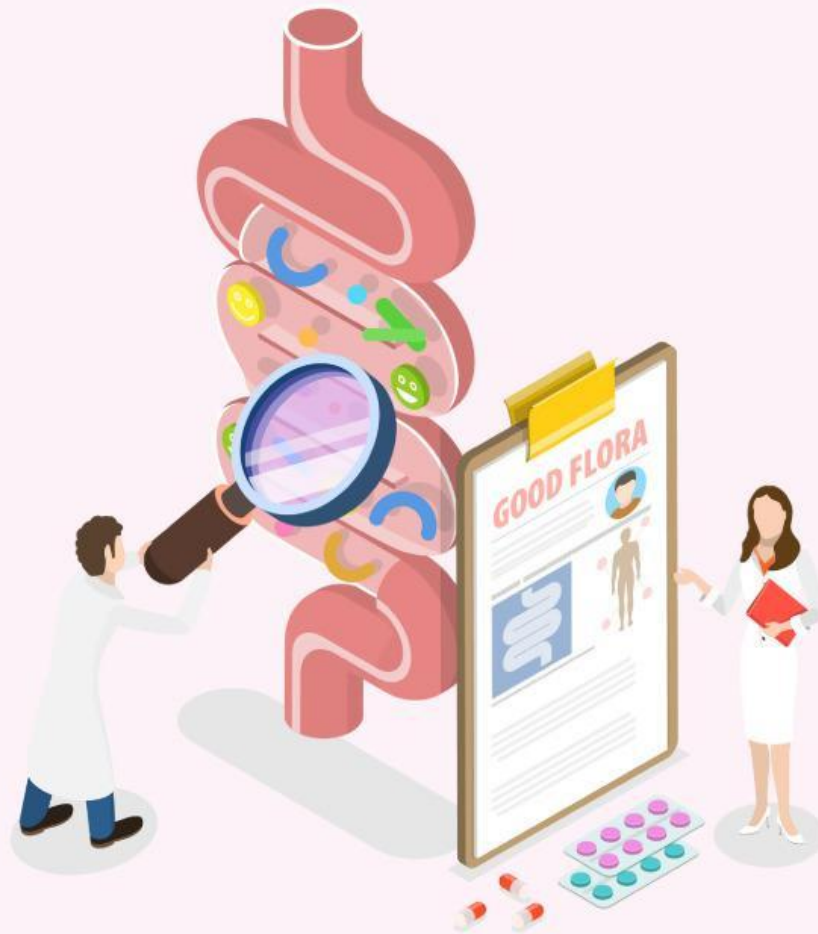


LEARNER WORKSHEET

HUMAN DIGESTIVE SYSTEM



By : Fahim Noor Rahma (22030654008)

Name :

Class :

Number :

A. Learning Outcomes



Learners are able to analyze to find the relationship between organ systems and their functions as well as disorders and disorders that arise in the digestive system.


B. Indicators of Success



1. Students can match the organs in the digestive organ system with the right function.
2. Students can analyze contextual problems related to the digestive organ system and provide possible solutions.
3. Students can identify the structure of digestive organs and explain their functions.
4. Students can describe the working mechanism of the digestive organ system from the mouth to the colon.

C. Learning Objectives

1. Students are able to understand the mechanism of action of the human digestive organ system
2. Students are able to identify the main organs in the digestive organ system and explain the role of each organ.
3. Students are able to analyze contextual problems related to the organ system





D. Instructions for the use of LKPD

1. Before starting to work on the LKPD, you are expected to pray first
2. Prepare anything needed in working on the LKPD
3. Read and understand every guide in the LKPD
4. Do the tasks listed in the LKPD properly and correctly
5. Utilize various learning resources, such as the internet, learning modules, and other sources to help answer questions.
6. Ask the supervising teacher if there are difficulties in working on the LKPD.
7. Collect LKPD according to the specified time




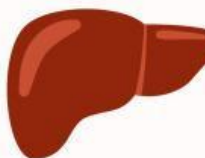
Activity 1: Analyzing the Human Digestive System

Click on the link below and observe the content of the video!



Activity 2: Matching Digestive Organs and Their Functions

Look for information about the human digestive organ system and its functions, then match the digestive organs below according to their respective functions!



Absorb water and electrolytes from the remaining digestive juices, form feces, and excrete them through the anus.



Continues digestion of food with the help of stomach acid and enzymes.



Moves food from the mouth to the stomach through peristalsis.



Starts the digestion process by chewing food and mixing it with saliva.



Primary site of absorption of nutrients such as carbohydrates, proteins, fats, vitamins and minerals.



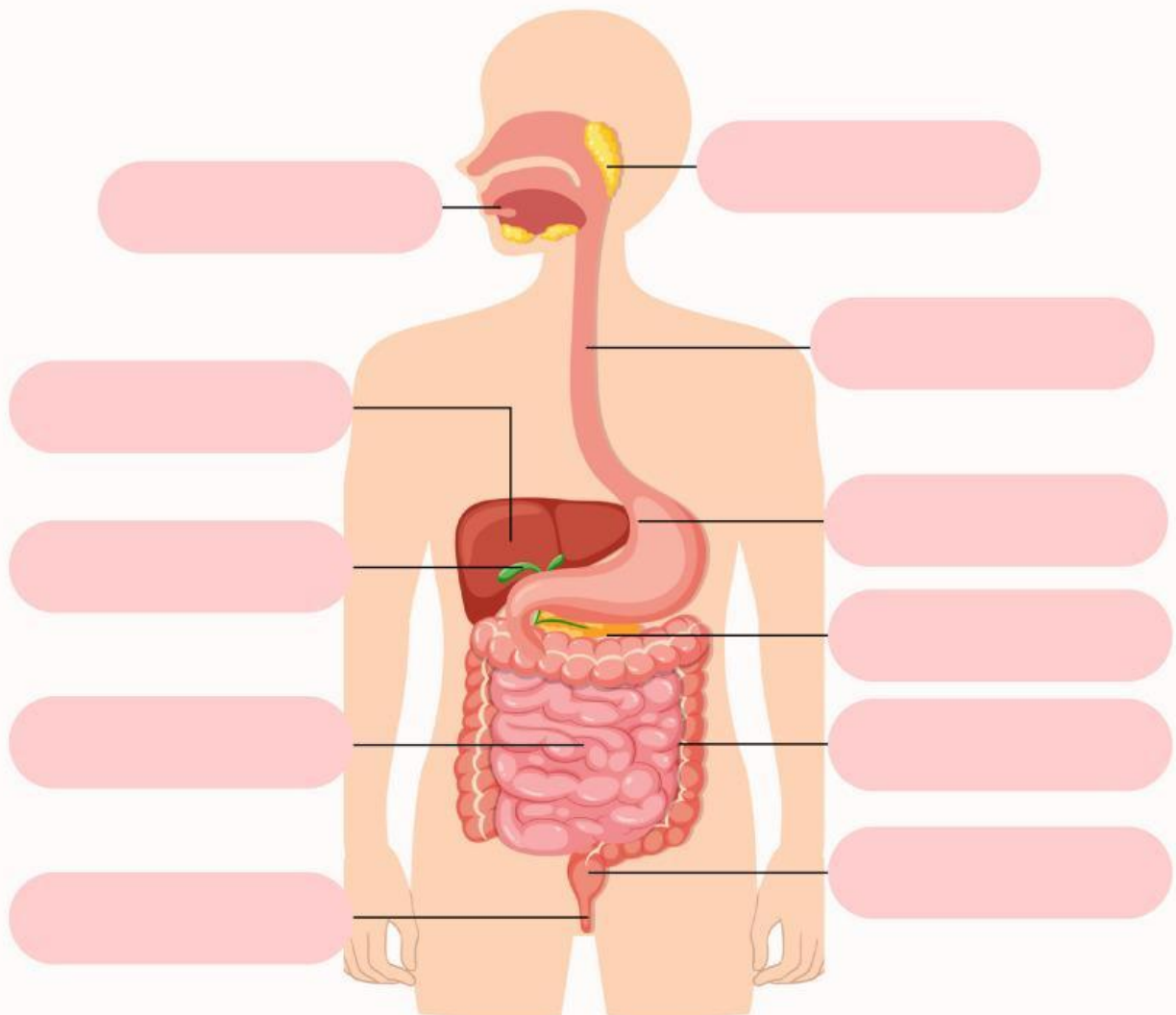
Produces bile that is needed to digest fats.



Produces enzymes to digest carbohydrates, fats and proteins

Activity 3: Identifying the Structure of the Digestive System

Attach the name of the organ below that corresponds to the digestive organ shown!



Mouth

Salivary glands

Esophagus

Stomach

Pancreas

Small intestine

Large intestine

Rectum

Anus

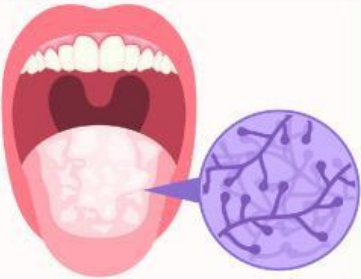
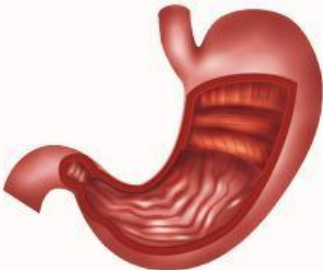
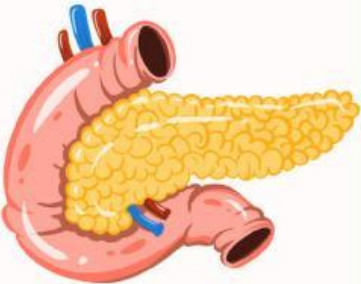

Galbladder

Liver

Activity 4: Identifying the Functions of Digestive System Organs

No	Organ	Organ Function
1.	Mouth	
2.	Salivary glands	
3.	Esophagus	
4.	Stomach	
5.	Pancreas	
6.	Small intestine	
7.	Large intestine	
8.	Rectum	
9.	Anus	
10.	Galbladder	
11.	Liver	

Activity 5: Identifying Enzymes in the Digestive System

Digestive Organs	Enzymes Produced	Function
		
		
		
		

Activity 6: Analyze Problems or Disorders of The Digestive System

You have learned about the organs of digestion and their functions each and the digestive process itself. Now, in this activity 3 you will learn about disorders of the digestive organs and ways to overcome and treat these disorders and how to overcome and treat these disorders.

Let's Analyze 1

Read the passage below, then answer the questions provided!




Figure 2. A case of indigestion

Fara, during Eid, loves to eat rendang and fried chicken. For almost three days after Eid, she ate only chicken and beef. On the fourth day, she felt his stomach was full. It turned out that he just remembered that it had been 3 days she had not defecated. When she felt the urge to defecate, she immediately went to the restroom to relieve herself. But she was in great pain. Her stomach hurt even more, and so did her anus. Fara was in a lot of pain. Then, her mother suggested that she should eat lots of vegetables and fruits so that her stool would not be too hard.

Based on the reading above, write down what problems Fara is experiencing and include the reasons why!



Explain how to overcome or treat the disorder



Let's Analyze 2

Read the passage below, then answer the questions provided!



Figure 3. A case of indigestion

Mr. Saiful, felt that his stomach had been hurting for the past 3 days. But all this time he felt that his stomach ache was due to a cold. Then he felt his stomach pain increasing, he also felt feverish, had difficulty defecating and was always burping. Finally, because he felt the pain did not stop, Mr. Saiful asked for treatment at the puskesmas. The doctor advised Mr. Saiful to go to the hospital because he needed to be treated quickly. Arriving at the hospital, the doctor said Mr. Saiful had to be operated on immediately, because the appendix of his large intestine was inflamed and swollen. The doctor said Mr. Saiful had appendicitis, and the treatment was surgery.

Based on the reading above, write down what problems Mr. Saiful is experiencing and include the reasons why!

Explain how to overcome or treat the disorder



~Thank You~