

## WORKSHEET

Family & Friends 3  
Unit 8 + Giving directions



Teacher's feedbacks

### Task 1: Listen and fill in the gaps.



- A. The speaker gives directions to the \_\_\_\_\_
- B. The speaker gives directions to the \_\_\_\_\_
- C. The speaker gives directions to the \_\_\_\_\_
- D. The speaker gives directions to the \_\_\_\_\_

### Task 2: Listen again and complete the gaps with a word from the box.

take   past   on   straight   At   Go   second

1. Go \_\_\_\_\_ on.
2. \_\_\_\_\_ past the traffic lights.
3. It's the building next to the library \_\_\_\_\_ the left.
4. \_\_\_\_\_ the roundabout turn left.
5. Then \_\_\_\_\_ the first left on to Green Street.
6. Go \_\_\_\_\_ the traffic lights and take the \_\_\_\_\_ right on to King's Road.

**Task 2: Read the directions and choose the correct word.**

1. Go straight on, turn left, go past the post office and turn right. It's the second building on your left. You are at the .....

2. Go straight on, turn right and then turn left into Green Street. Go straight on, pass the park and turn left. It's on your right. You are at the .....










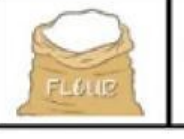


3. Go straight on, turn left, go past the library and you'll see it on your left. You are at the .....

4. Go straight on, turn left and turn right into River Road. It's next to the park, at the corner of River Road and High Street. You are at the .....

5. Go straight on, turn right and then left. It's the second building on your left. You are at the .....

**Task 3: Name the pictures. Then, put them in the correct group.**

- |           |        |       |       |           |
|-----------|--------|-------|-------|-----------|
| orange    | butter | apple | egg   | chocolate |
| flour     | peach  | kiwi  | sugar | milk      |
| pineapple |        | pear  |       |           |

1. 	2. 	3. 
<input type="text"/>	<input type="text"/>	<input type="text"/>
4. 	5. 	6. 
<input type="text"/>	<input type="text"/>	<input type="text"/>
7. 	8. 	9. 
<input type="text"/>	<input type="text"/>	<input type="text"/>
10. 	11. 	12. 
<input type="text"/>	<input type="text"/>	<input type="text"/>

**Countable nouns**

1. \_\_\_\_\_
2. \_\_\_\_\_
3. \_\_\_\_\_
4. \_\_\_\_\_
5. \_\_\_\_\_
6. \_\_\_\_\_
7. \_\_\_\_\_

**Uncountable nouns**

1. \_\_\_\_\_
2. \_\_\_\_\_
3. \_\_\_\_\_
4. \_\_\_\_\_
5. \_\_\_\_\_