Project 156

156

DP EDUCATION

Coding School

LIVEWORKSHEETS

- Download and add the relevant frames to the computer using the given link.
  https://drive.google.com/drive/folders/1pcmIYPGbdUiTLWXc8upVB4ECN0PhX0FD?usp=drive_link

- Add the image frame mentioned as cheese board using Upload a backdrop.



- Upload a sprite to add frames like a sketch. Set its X, Y position and size as in the image frames.
  - The sprite named B1

  - The sprite named B2

  - The sprite named B3

LIVEWORKSHEETS

- The sprite named B4

- The sprite named B5

- Add a sprite called B3 again. Set its position as below.

LIVEWORKSHEETS

- Add a sprite called B4 again. Set its position as below.

- Add a sprite called B5 again. Set its position as below.

- Add the sprite as Button1 using Choose a sprite. Set its position and size as below.

❖ Let's prepare for this App now.

❖ Here I will explain to you how to prepare the code for the Queen to travel. Use the knowledge you gain and prepare code for other pawns as well.

❖ Let's prepare the code for Queen.

LIVEWORKSHEETS

- When you click on the green flag, the X position should be -30 and the Y position should be -65.

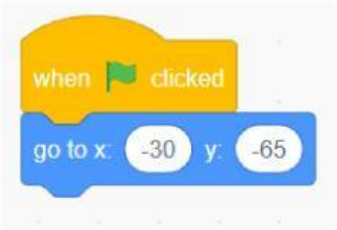

- When you receive a massage as D7, you should move to X position 29 and Y position -20 and where to go? A question should be asked as.

- When receiving a massage as E7, move to X position -29 and Y position -27 and where to go? A question should be asked as

- When receiving a massage as E5, move to X position -26 and Y position to 44 and "where to go?" A question should be asked as.

LIVEWORKSHEETS

- When receiving a massage as E6, X position -31 and Y position should move to 9 position and where to go? A question should be asked as.

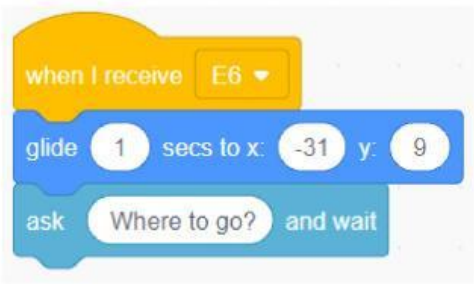

- When you receive a massage as F6, move to X position -85 and Y position to 7 and "where to go?" A question should be asked as.

- When a massage is received as G6, X position -141 and Y position should move to 6th position and where to go? A question should be asked as.

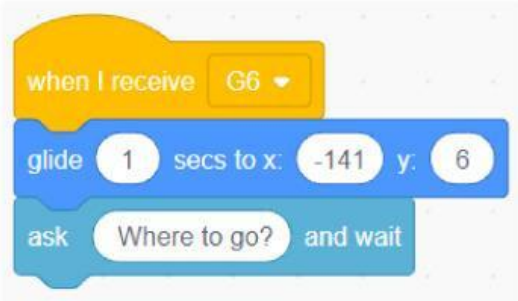

LIVEWORKSHEETS

- For the Button1 sprite, set it up as follows.

- When the green flag is clicked, prepare the code as follows so that the following events occur.
- "Where to go?" A question should be asked as.
- If the answer you give is E7, you should receive a massage as E7.
- If the answer you give is E6, you should receive a massage as E6.
- If the answer you give is E5, you should receive a massage as E5.
- If the answer you give is F6, you should receive a massage as F6.
- If your answer is G6, you should receive a massage as G6.
- If your answer is D7, you should receive a massage as D7.
- If not, it should say Can't be identified for 2 seconds.

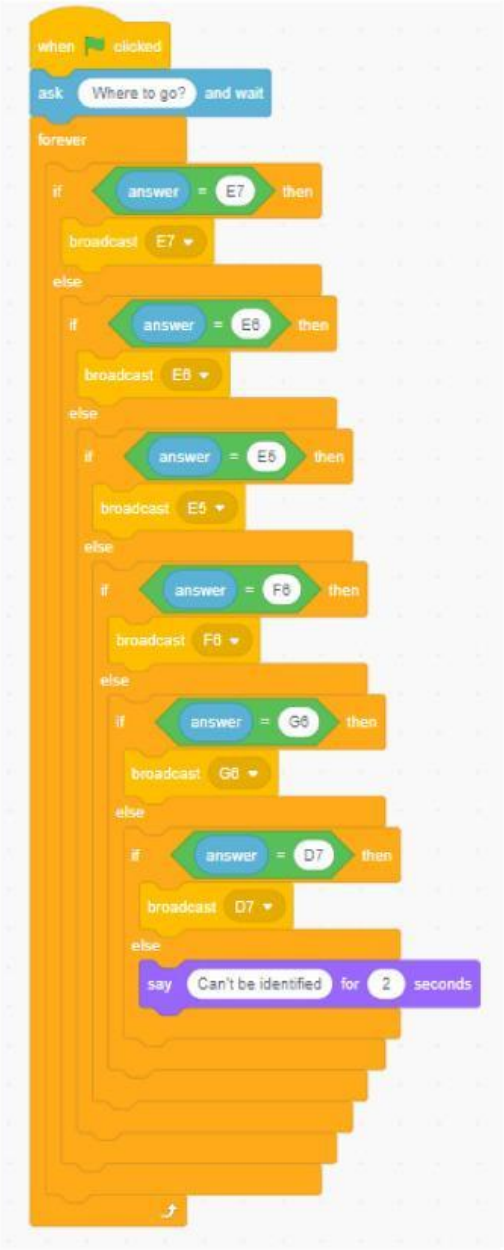

LIVEWORKSHEETS