











GRADE 3
LISTENING

Listen and number. There is one example.

				
<input style="width: 40px; height: 30px;" type="text" value="0"/>	<input style="width: 40px; height: 30px;" type="text"/>	<input style="width: 40px; height: 30px;" type="text"/>	<input style="width: 40px; height: 30px;" type="text"/>	<input style="width: 40px; height: 30px;" type="text"/>

Listen and put a tick (✓) in the box. There is one example.

Ex.	5.	6.	7.	8.
				
a. <input checked="" style="width: 40px; height: 30px;" type="checkbox" value=""/>	a. <input style="width: 40px; height: 30px;" type="checkbox"/>	a. <input style="width: 40px; height: 30px;" type="checkbox"/>	a. <input style="width: 40px; height: 30px;" type="checkbox"/>	a. <input style="width: 40px; height: 30px;" type="checkbox"/>
				
b. <input style="width: 40px; height: 30px;" type="checkbox"/>	b. <input style="width: 40px; height: 30px;" type="checkbox"/>	b. <input style="width: 40px; height: 30px;" type="checkbox"/>	b. <input style="width: 40px; height: 30px;" type="checkbox"/>	b. <input style="width: 40px; height: 30px;" type="checkbox"/>

Listen and write. There is one example.

Luna's best friend

Ex. Name: _____ *Albert* _____

9. Favorite sport:

10. Favorite toy:

11. Favorite food:

12. Uniform: white shirt and black



READING

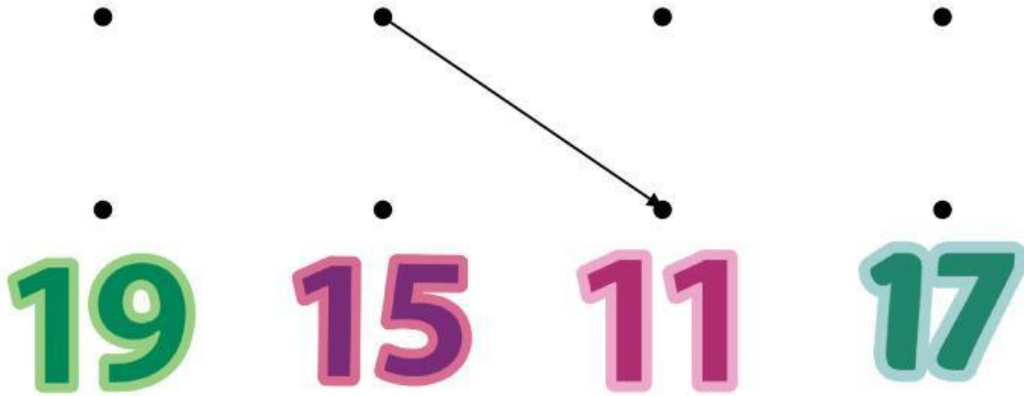
Look, read and draw lines. There is one example.

eighteen minus three

six plus five

nineteen minus two

seven plus twelve





Look, read and tick (✓) Yes or No. There is one example.



	Yes	No
Ex. There is one small car	<input checked="" type="checkbox"/>	<input type="checkbox"/>
4. There are two yo-yos.	<input type="checkbox"/>	<input type="checkbox"/>
5. There is one big doll and one small doll.	<input type="checkbox"/>	<input type="checkbox"/>
6. There are two big teddy bears.	<input type="checkbox"/>	<input type="checkbox"/>

Look, read and circle. There is one example.

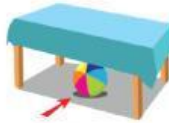
Ex. There are some eggs.



7. I would like some ice cream.



8. Put the ball under the table.



9. I can play soccer.







10. Let's play tennis.







WRITING

Order the letters. There is one example.

Ex.		e n i n t s	<p>_____</p> <p>t e n n i s</p>
1.		o a e r b d w r	<p>_____</p>
2.		i g a e t a o r s b k d n	<p>_____</p>

3.		a a a j m p s	_____
----	---	---------------	-------

Look and write. There is one example.

Ex.		I wear _____. <i>u n i f o r m</i>
4.		Let's play _____.
5.		I have some _____.
6.		I eat rice with _____.

Reorder the words to make a correct sentence. There is one example.

Ex.

up

Stand

, please.

→ Stand up, please.

7.

some

would

We

juice.

like

→ _____

8.

are

at?

good

What

you

→ _____