1.
What is the **oldest layer** formed in the sedimentary rock shown in the adjacent figure?

A. Layer 1
B. Layer 2
C. Layer 3
D. Layer 4

2.
Any method of determining whether an object is **older or younger** than other objects is called….

A. absolute dating
B. relative dating
C. radiometric dating
D. all the above

3.
What **type of rocks** can scientists determine their absolute age?




A. Sedimentary rocks
B. Metamorphic rocks
C. Igneous rocks
D. Any type of rocks

4.
In one region, when the **birth rate is greater than the death rate**, the population will…

A. increase.
B. decrease.
C. stay the same.
D. decrease then increase.

5.
Which of the following **causes a decrease in population**?



A. Increase in birth rate
B. Decrease in death rate
C. Improvements in medical care
D. High immigration out of the area

LIVEWORKSHEETS

6.
In general, how are **natural resources and population size** related?

A. Natural resource use decreases as population size increases.
B. The rate of natural resource use stays the same as population size increases.
C. As population size increases, more natural resources become available.
D. Population size grows in places where more natural resources are available.

**Part B: Read the questions carefully and answer.**

1.
Classify the following resources as renewable or non-renewable in the table below.

**Fossil fuels –Wind – Water – Copper**

| Renewable resources | Non-renewable resources |
|---|---|
| | |
| | |

2.
Use the table below to calculate **per capita consumption** of water at UAE in 2020.

| Population size | Total water usage in 2020 ($m^3$/day) |
|---|---|
| 9,000,000 | 6,000,000 |

$$Per\ capita\ consumption = \frac{total\ resource\ consumbtion}{Pupulation\ size}$$

= _____ =

3.
Write **A** next to statements that describe **absolute age**, and **R** next to those that describe **relative age**.

| | |
|---|---|
| | I am 14 years old |
| | I am younger than my brother |
| | The boy's school is older than the girl's school |
| | My cat is 3 years old |



LIVEWORKSHEETS

4.
The diagram shows rock layers that are cut by a **fault** and one body of rock (Rock D).

What are the relative ages of the features in order of **oldest** to **youngest**?

| | |
|---|---|
| The oldest | |
| | |
| | |
| | |
| The youngest | E |

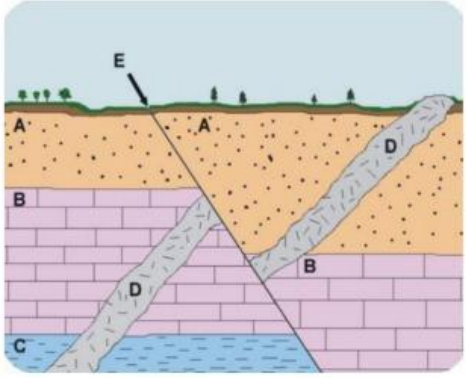


B5.
The **environment** where the fossil shown in the figure was found is a **lake**.

A. True

B. False



LIVEWORKSHEETS