Lembar Kerja Peserta Didik

Kelas:

Mata Pelajaran:

Nama Kelompok:

1.

2.

3.

4.

5.

LIVEWORKSHEETS

KUBUS & BALOK

Perhatikan Video Berikut!

Perhatikan Materi Presentasi Berikut

LIVEWORKSHEETS

Hubungkan gambar bangun ruang, nama bangun ruang tersebut dengan jaring-jaring bangun ruang.

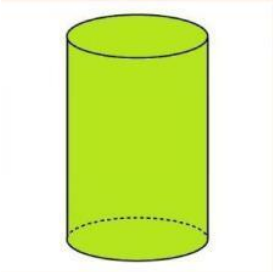

Balok



Tabung

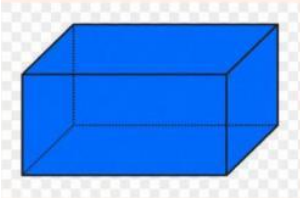

Limas segiempat

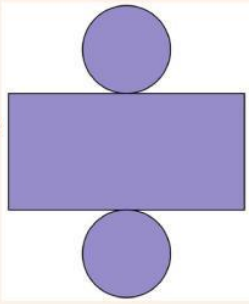

Kubus

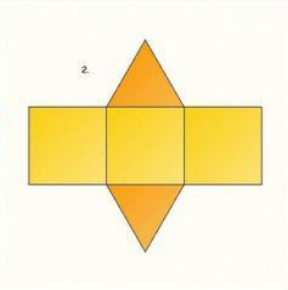

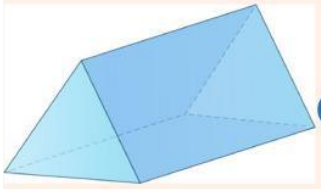

prisma segiempat

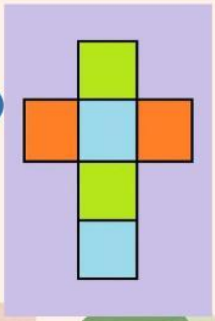

LIVEWORKSHEETS