


I. LISTENING.

Part 1: Listen and circle. De cuong 1. 24042024

0.



A



B

1.	 A	 B	2.	 A	 B
3.	 A	 B	4.	 A	 B
5.	 A	 B	6.	 A	 B

Part 2. Listen and check. De cuong 2. 24042024

0.	 <input checked="" type="checkbox"/>	 <input type="checkbox"/>	1.	 <input type="checkbox"/>	 <input type="checkbox"/>	2.	 <input type="checkbox"/>	 <input type="checkbox"/>
3.	 <input type="checkbox"/>	 <input type="checkbox"/>	4.	 <input type="checkbox"/>	 <input type="checkbox"/>	5.	 <input type="checkbox"/>	 <input type="checkbox"/>
6.	 <input type="checkbox"/>	 <input type="checkbox"/>	7.	 <input type="checkbox"/>	 <input type="checkbox"/>	8.	 <input type="checkbox"/>	 <input type="checkbox"/>

II. READING

Part 1. Look and put a tick (✓) or a cross (x) in the box:



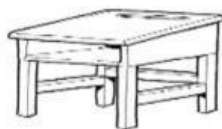
0. They're birds.

☒



1. They're bears.

☐



2. They're tigers

☐


3. It's a desk.

☐


4. Eight balloons.

☐


5. One fish.

☐

Part 2: Read and circle "This is" or "These are".

0. This is / These are my arms.



1. This is / These are my nose.



2. This is / These are my legs.



3. This is / These are my ears.



4. This is / These are my mouth.


III. WRITING.

Part 2. Look and reorder.

0.



1.



2.



3.



4.



5.

