

Student's name: Class:

READING AND WRITING

PART 1: Look and read. Put a tick (v) or cross (x) in the box.

There are two examples.

Examples



This is a book. ☒



These are lemons. ☒

Questions



1 This is a bag. ☐



2 These are shirts. ☐



3 This is a radio. ☐



4 These are bats. ☐



5 This is a tree. ☐

PART 2: Look and read. Write Yes or No.



Example:

The man is fishing. Yes

There are three bird. No

1. The dog is next to the girl. _____

2. The woman has got a handbag. _____


3. The children are playing football. _____

4. One girl is wearing a skirt. _____

5. The weather is rainy. _____

PART 3: Look at the pictures. Look at the letters. Write the words.


Example



bread



3



Questions

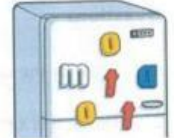
1





4





2





5





PART 4: Read this. Choose a word from the box. Write the correct word next to numbers 1-5.

A donkey



A donkey is an animal. Some donkeys live in thezoo..... Lots of donkeys are grey but some are brown. A donkey has two very long (1) on its head. At the end of its body a donkey has a small (2) A donkey can walk and run on its four (3) Donkeys drink (4) They love eating (5) and they like apples, too.


Example



zoo



water



tail



carrots



ears



boat



books



legs

PART 5: Look at the pictures and read the questions. Write one-word answer.



Examples

Where are the family?

in the kitchen

What is Mum making?

a cake

Questions

1 What is the girl giving to Mum?

some



2 What are the children playing with? a

3 Where is Mum sitting? on the



4 Who's pointing at Dad? the

5 How many ice creams has Dad got?