1 Rajah di bawah menunjukkan sistem respirasi manusia. Kenal pasti struktur di bawah dan labelkan menggunakan perkataan yang diberikan. / *Diagram below shows the human respiratory system. Determine and label the diagram with the words provided.* TP2

Trakea	Otot interkostal	Diafragma	Peparu	Bronkiol	Sangkar rusuk	Alveolus	Bronkus
Trachea	*Intercostal muscles*	*Diaphragm*	*Lungs*	*Bronchiole*	*Rib cage*	*Alveolus*	*Bronchus*

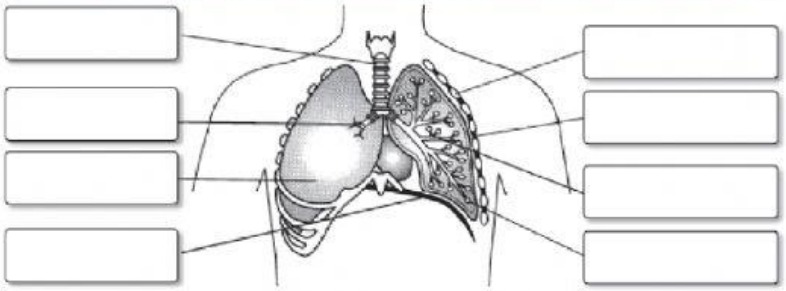

2 Isikan tempat kosong dalam Peta Alir berikut untuk menunjukkan laluan udara dalam penyedutan. Tuliskan apa yang bahagian-bahagian ini lakukan di dalam ruangan yang disediakan di bawahnya. / *Fill in the blanks in the Flow Map below to show pathway of air in inhalation. Write down what these parts do to the air in the space below it.*

i-THINK

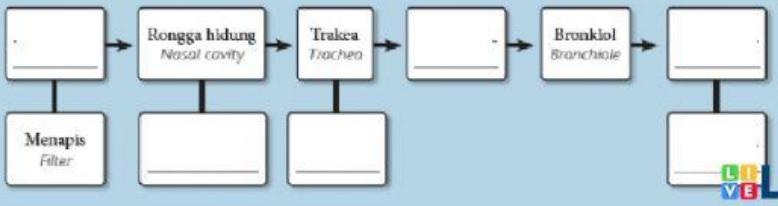

LIVEWORKSHEETS

Aktiviti / Activity 21 Model Mekanisme Pernafasan
Model of Breathing Mechanism

1 Untuk mengkaji mekanisme pernafasan , model berikut disediakan .
To study the breathing mechanism, the following model is prepared.

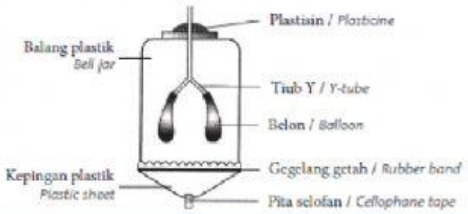

Aktiviti *Activity*	Kepingan plastik ditarik ke bawah *The plastic sheet is pulled downward*	Kepingan plastik ditolak ke atas *The plastic sheet is pushed upward*
Pemerhatian *Observation*	Belon _____ *The balloons* _____	Belon ____ *The balloons* _____
Isi padu balang plastik *The volume of the bell jar*	_____	_____
Tekanan udara di dalam balang plastik *Air pressure in the bell jar*	Lebih _____ daripada tekanan udara di luar balang _____ *than the air pressure outside the jar*	Lebih _____ daripada tekanan udara di luar balang _____ *than the air pressure outside t*
Pergerakan udara *Movement of air*	Udara dipaksa masuk _____ belon *Air is forced* _____ *the balloons*	Udara dipaksa _____ dari dalam belon / *Air is forced* _____ *from the balloons*
Proses yang diwakili dalam mekanisme pernafasan *Process represented in the breathing mechanism*	_____	_____

LIVEWORKSHEETS

2 Padankan bahagian-bahagian model dengan bahagian yang diwakili dalam sistem respirasi manusia.
Match the following parts of the model with the parts represented by them in the human respiratory system.

Bahagian-bahagian model *Parts of model*	**Sistem respirasi manusia** *Human respiratory system*
Belon / *Balloons*	Diafragma / *Diaphragm*
Kepingan plastik / *Plastic sheet*	Rongga toraks / *Thoracic cavity*
Isi padu balang plastik *Volume of the bell jar*	Trakea dan bronkus *Trachea and bronchus*
Tiub Y / *Y-tube*	Peparu / *Lungs*

LIVEWORKSHEETS