

**STUDENT  
NAME**

**DATE**

**CLASS**

## SCIENCE

Total time: 35 minutes

**April 2024**

Candidates answer on the Question  
Paper. No Additional Materials are  
required.

### READ THESE INSTRUCTIONS FIRST

Write your centre number, candidate number and name in the spaces at the top of this page.

Write in dark blue or black pen.

Do not use staples, paper clips, glue or correction fluid.

DO **NOT** WRITE IN ANY BARCODES.

Answer **all** questions.

You should pay attention to punctuation, spelling and handwriting.


At the end of the examination, fasten all your work securely together.

The number of marks is given in brackets [ ] at the end of each question or part question.

For Teacher's Use		
Page	Mark	Mark
2		
3		
4		
Total	/25	/10

1 Identify each food as Healthy or Unhealthy. Write your answer in the space provided.

0.



unhealthy

1.



\_\_\_\_\_

3.



\_\_\_\_\_

2.



\_\_\_\_\_

4.



\_\_\_\_\_

[Total marks: 4 points]


2 Look at the boy below. Identify which parent did the boy got his traits from. Tick the correct box.



Traits	Father	Mother
Chin	✓	
a. Nose		
b. Hair		
c. Eyes		

[Total marks: 4 points]

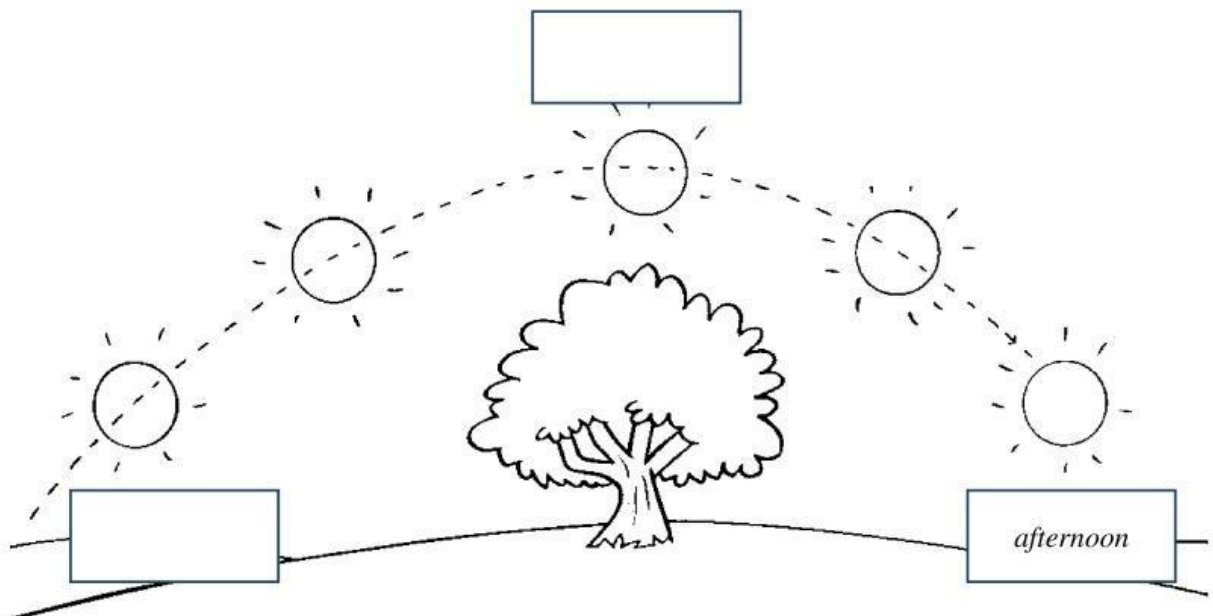
3 Color all the light sources. Color 4 objects.



[Total marks: 4 points]

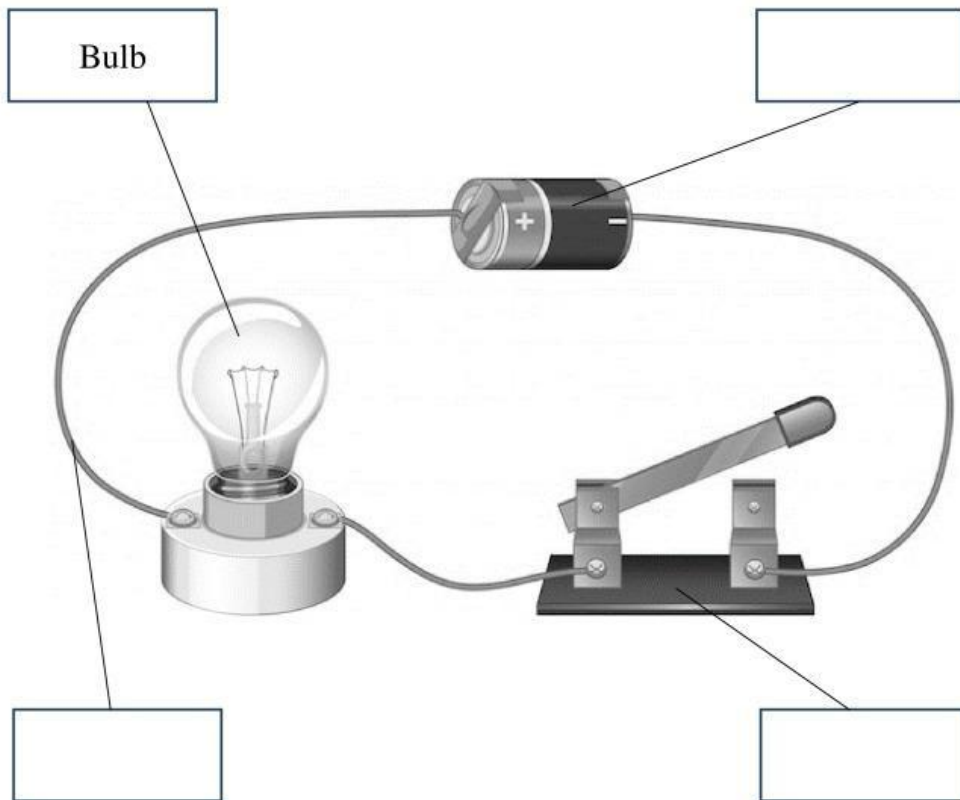
4 Choose the correct time of the day based on the position of the Sun across the sky.

midday	morning	afternoon
--------	---------	-----------




[Total marks: 4 points]

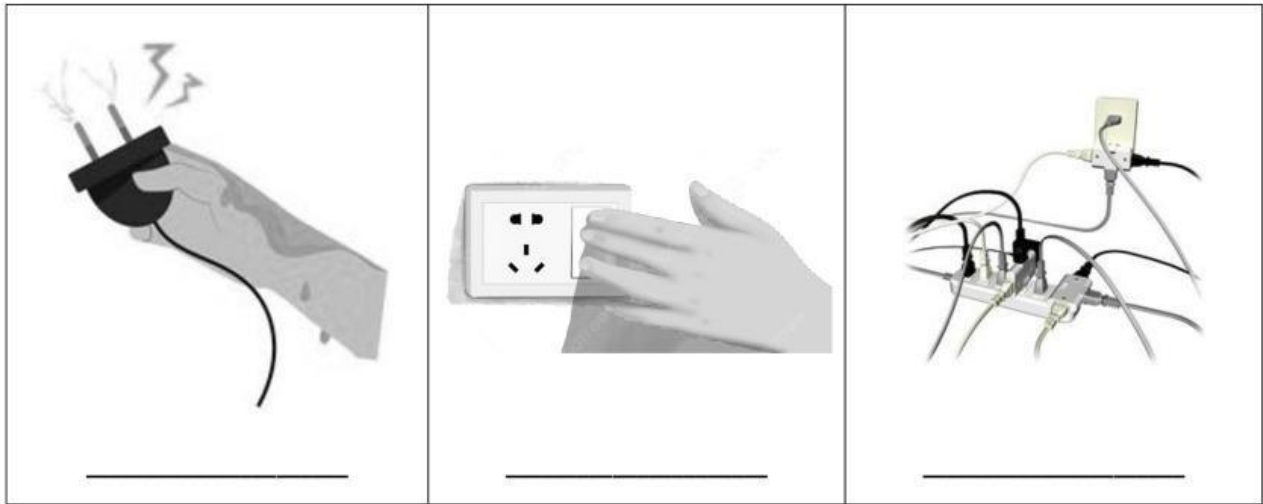
5 Label the parts of a circuit.



[Total marks: 4 points]

6 Look at the pictures, then draw a happy face ☺ if it is Safe and a sad face ☹ if it is Dangerous.





[Total marks: 6 points]

7 Answer the following questions with 1- 2 sentences.

a. Who is taller? Why?


---



---



---



b. The circuit will not work. Why?

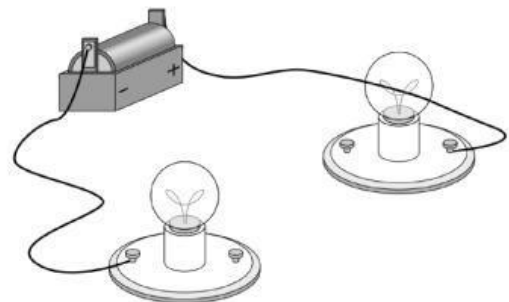
---



---



---



-END-