











**Part 1: Look and read. Put a tick or a cross: (10pts)****Example:****1**

It's number one.











**2**

It's number three.



- |   |                          |  |                          |
|---|--------------------------|--|--------------------------|
| 1.  X x fox              | <input type="checkbox"/> | 6.  X x box             | <input type="checkbox"/> |
| 2.  This is a motorbike. | <input type="checkbox"/> | 7.  These are my shoes. | <input type="checkbox"/> |
| 3.  These are my shorts. | <input type="checkbox"/> | 8.  This is a violin.   | <input type="checkbox"/> |
| 4.  Y y yogurt           | <input type="checkbox"/> | 9.  This is a boat.     | <input type="checkbox"/> |
| 5.  This is a yo-yo.     | <input type="checkbox"/> | 10.  This is a bus.     | <input type="checkbox"/> |

**Part 2: Unscramble the words: (8pts)****Example:****p e n**

- |  |  |   |  |
|--|--|---|--|
| 1.  _____ | <div style="border: 1px solid black; border-radius: 50%; padding: 5px; display: inline-block;">k s<br/>c o s</div>   | 6.  _____  | <div style="border: 1px solid black; border-radius: 50%; padding: 5px; display: inline-block;">i o r m o<br/>e t b k</div> |
| 2.  _____ | <div style="border: 1px solid black; border-radius: 50%; padding: 5px; display: inline-block;">e s<br/>h o s</div>   | 7.  _____  | <div style="border: 1px solid black; border-radius: 50%; padding: 5px; display: inline-block;">a<br/>l p n<br/>e</div>     |
| 3.  _____ | <div style="border: 1px solid black; border-radius: 50%; padding: 5px; display: inline-block;">t s<br/>h o r s</div> | 8.  _____  | <div style="border: 1px solid black; border-radius: 50%; padding: 5px; display: inline-block;">a<br/>o b t</div>           |
| 4.  _____ | <div style="border: 1px solid black; border-radius: 50%; padding: 5px; display: inline-block;">t p s<br/>n a s</div> | 9.  _____  | <div style="border: 1px solid black; border-radius: 50%; padding: 5px; display: inline-block;">u<br/>s b</div>             |
| 5.  _____ | <div style="border: 1px solid black; border-radius: 50%; padding: 5px; display: inline-block;">i s<br/>T h r t</div> | 10.  _____ | <div style="border: 1px solid black; border-radius: 50%; padding: 5px; display: inline-block;">i e<br/>k b</div>           |

**Part 3: Read and choose the best answer**

1. Would you like some yogurt?



A. Yes, please.

B. No, thank you.

C. Yes, I can.

2. Can you see the motorbike?



A. No, I can't.

B. No, I don't.

C. Yes, I can.

3. Is this your shirt?

A. Yes, please.

B. Yes, it is.

C. Yes, they are.

**Part 4: Read and reorder the sentence**

1. want/ to/ playground/ I/ to/ go/. the \_\_\_\_\_

2. are/ my/ These/ socks/ . \_\_\_\_\_

3. this/ your/ Is/ dress/ ? \_\_\_\_\_

4. bus/ you/ Can/ see/ the/? \_\_\_\_\_

**LISTENING: (15pts)**

**Part 1: Listen and number:**



**Part 3: Listen and tick the box**

**Q1: Where does Tom want to go?**



A. ☐



B. ☐



C. ☐

**Q2: What does Lucy want to eat?**



A. ☐



B. ☐



C. ☐

**Q3: What is Peter doing?**



A. ☐



B. ☐



C. ☐

**Part 2: Listen and write a name or a number:**

1. What is the name of the girl's sister?

\_\_\_\_\_

2. How old is the girl's sister?

\_\_\_\_\_

3. What's the name of the girl's school?

\_\_\_\_\_

4. What is the name of the girl's street?

\_\_\_\_\_

5. How many cousins has the girl got?

\_\_\_\_\_

**Q4: What can Bill see?**



A. ☐



B. ☐



C. ☐

**Q5: Which item belongs to Lisa?**



A. ☐



B. ☐



C. ☐