Tones and Semitones Worksheet

Tone= 1 Note Between **Semitone** = No Note Between

Instructions: Name each note including the Sharp # or Flat b sign where nessesary. Locate them on the Keyboard and then type T if the distance between them is a Tone and S if it is a Semitone.

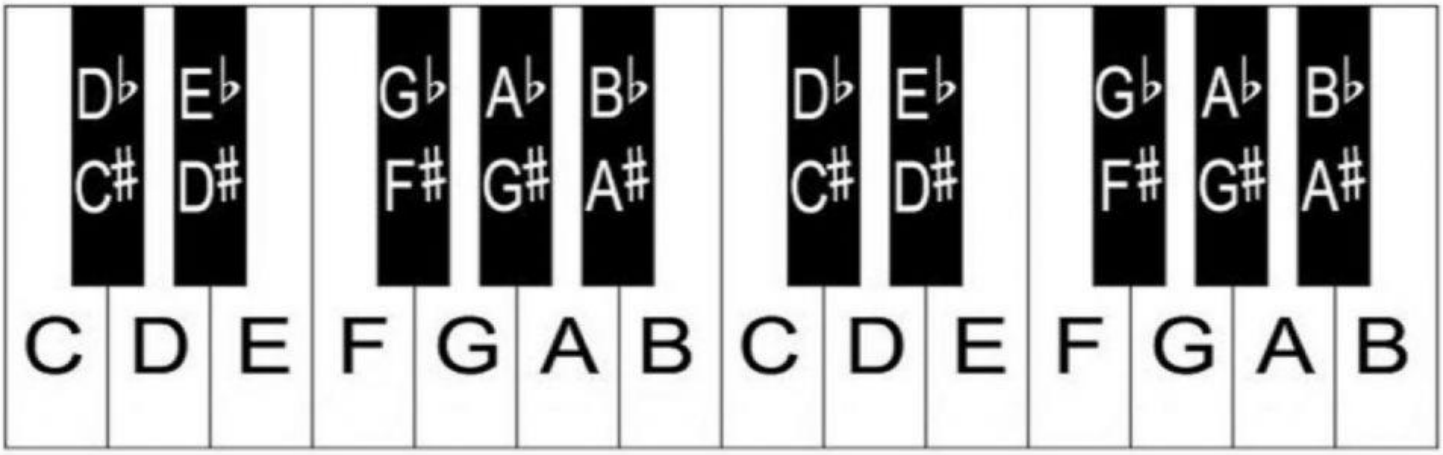

From____ to ____ is a ____ ____ to ____ is a ____ ____ to ____ is a ____ ____ to ____ is a ____ ____ to ____ is a ____



____ to ____ is a ____ ____ to ____ is a ____ ____ to ____ is a ____ ____ to ____ is a ____ ____ to ____ is a ____

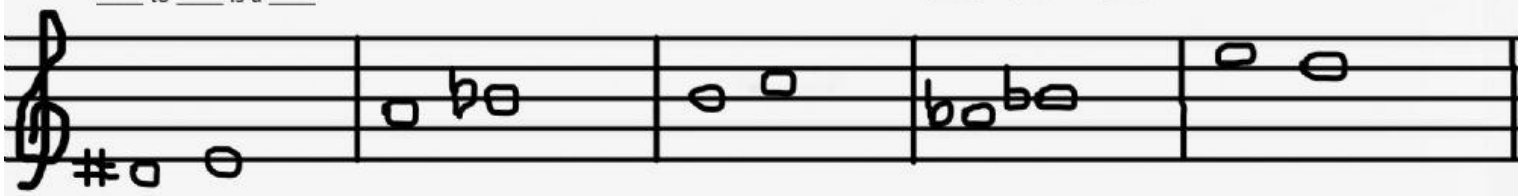

____ to ____ is a ____ ____ to ____ is a ____ ____ to ____ is a ____ ____ to ____ is a ____ ____ to ____ is a ____



____ to ____ is a ____ ____ to ____ is a ____ ____ to ____ is a ____ ____ to ____ is a ____ ____ to ____ is a ____

____ to ____ is a ____