

# G4. GLOBAL. UNIT 17: IN THE CITY - BTVN 1

## C: EXERCISES

A:

### Exercise 1: Listen and complete.



Track 23

1. A: What does it say?

B: It says "\_\_\_\_\_".

2. A: How can I get to the \_\_\_\_\_?

B: Go straight.

3. A: How can I get to the food stall?

B: Go straight. Then \_\_\_\_\_.

4. A: Where is the bakery?

B: It's in \_\_\_\_\_ Street.

5. A: How can I get to the supermarket?

B: \_\_\_\_\_.

6. A: What does Bill want to buy?

B: He wants to buy some \_\_\_\_\_.

### Exercise 2: Listen and tick the correct answer.



Track 24


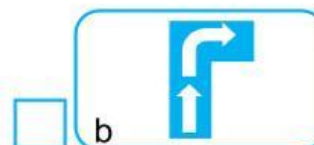
1. What does it say?



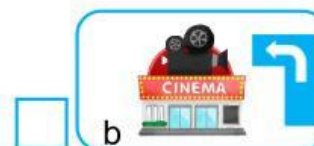
2. What's the weather like today?



3. How can I get to the gym?












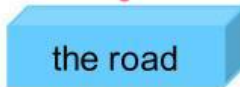


4. How can I get to the swimming pool?



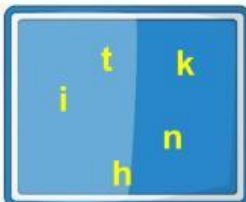











**B: READING & WRITING**

**Exercise 1: Look and match.**

**Exercise 2: Look and put the letters in the correct order.**

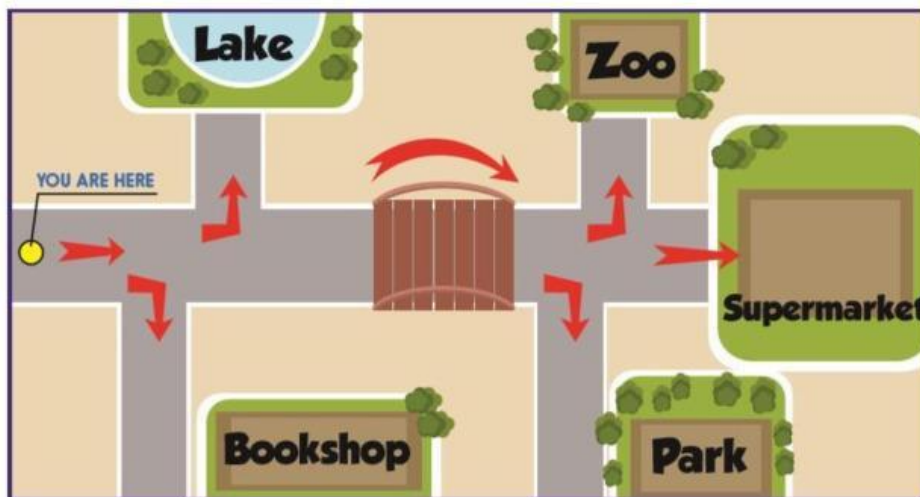
		
1. 	2. 	3. 
		
4. 	5. 	6. 

**Exercise 3: Look and circle the odd one out.**

- |                |              |               |                |
|----------------|--------------|---------------|----------------|
| 1. A: sunny    | B: rainy     | C: windy      | D: cloud       |
| 2. A: campsite | B: turn left | C: turn right | D: go straight |

3. A: elephant      B: this      C: that      D: these
4. A: dolphin      B: shark      C: lion      D: crocodile
5. A: live      B: penguin      C: panda      D: elephant
6. A: dog      B: robot      C: doll      D: train
7. A: shirt      B: pants      C: T-shirt      D: jacket
8. A: chicken      B: bread      C: rice      D: orange juice
9. A: mother      B: father      C: family      D: brother
10. A: young      B: grandfather      C: old      D: fat

**Exercise 4: Look at the picture. Then write question for each answer.**



2. \_\_\_\_\_

=> Go straight. Turn right.

3. \_\_\_\_\_

=> Go straight. Go over the bridge. Go straight.

1. \_\_\_\_\_

=> Go straight. Turn left.

4. \_\_\_\_\_

=> Go straight. Go over the bridge.

5. \_\_\_\_\_ Turn left

=> Go straight. Go over the bridge. Turn right.