Writing Fraction Decimals Three Ways

Standard: 4NF.6 Decimal Notation

EQ: How many ways can you convert and record a decimal?

I can notate fractions as tenths and hundredths decimal fraction, decimals, and word form.

Decimals have different representations. Think of someone you know with a nickname.

Let's say your best friend's name is **Hope**. Her mother calls her "**Hopie**", and her Dad calls her "**Hopester**." She is still the same person. Decimals work in the same way in terms of naming them. You can name and convert decimals and show them in several ways.

Today you will practice notating decimals correctly in many ways. See it, say it, write it! Carefully observe the shaded decimal, write the decimal fraction, decimal, and word form

Picture Model	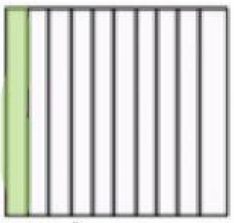		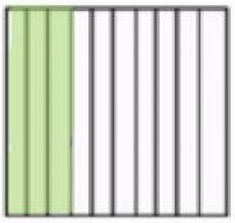	
Decimal Fraction	$\frac{1}{10}$	$\frac{2}{10}$	____	____
Decimal	0.1	0.2		
Word form	**One tenth**	**two tenths**		

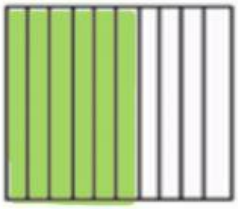

LIVEWORKSHEETS

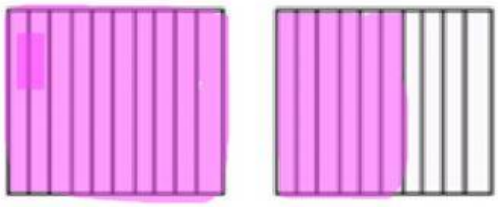

_____ fraction

_____ decimal

_____ word form

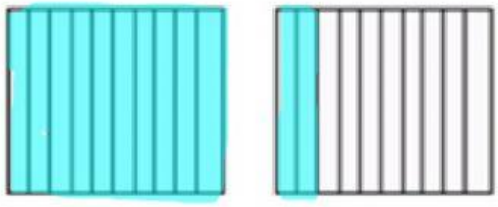

_____ fraction

_____ decimal

_____ word form

LIVEWORKSHEETS

Writing Fraction Decimals Three Ways

Understanding Hundredths Decimals

Today you will practice notating hundredth decimals correctly in multiple ways. See it, say it, write it! Carefully observe the shaded decimal, write the decimal fraction, decimal, and word form.

Picture Model









Fraction Decimal

$\frac{10}{100}$	$\frac{20}{100}$		

Decimal

0.10	0.20		

Word form

Ten hundredths			









LIVEWORKSHEETS

Understanding Tenths and Hundredths

Decimals Equivalency

Goal: Once you understand "Decimal Equivalents" you will be able to use them to help you compare, add, and subtract tenths and hundredths in upcoming lessons.

Look at the decimal models below. What do you notice? Describe the surface area of each one as it related to the other.



$= \frac{6}{10}$

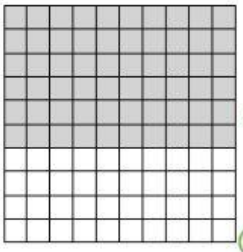

$= \frac{60}{100}$

What do I notice about the shaded areas? What's true?

$\frac{6}{10} = \frac{60}{100}$

$0.6 = 0.60$

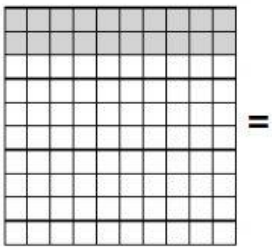

$= \frac{20}{100}$



$= \frac{2}{10}$

What do I notice about the shaded areas? What's true?

$\frac{20}{100} = \frac{2}{10}$

$0.2 = 0.20$

Explain what you notice about the decimals above. What conclusion can you draw about tenths and hundreds.

_____

_____

_____

_____

LIVEWORKSHEETS

Visual Equivalents - Tenths and Hundredths Worksheet

Directions: Carefully study the decimal fraction models. Think about what you notice in terms of the shaded areas for each. Record the decimal fractions and complete the equivalents statement for fraction and decimal representations.



= ___ / 10



What do I notice about the shaded areas? What's true?

= ___ / 100 7 / 10 = ___ / 100 ___ = ___



= ___ / 100



What do I notice about the shaded areas? What's true?

= ___ / 10 40 / 100 = ___ / 10 ___ = ___

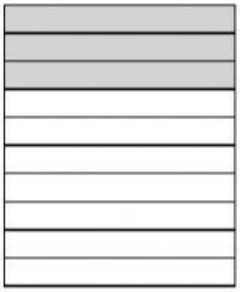

= ___ / 10



What do I notice about the shaded areas? What's true?

= ___ / 100 ___ / 10 = ___ / 100 ___ = ___



= ___



What do I notice about the shaded areas? What's true?

= ___ ___ = ___ ___ = ___

LIVEWORKSHEETS