

# LIFE FUNCTIONS: NUTRITION

1. Label with the words in the box.

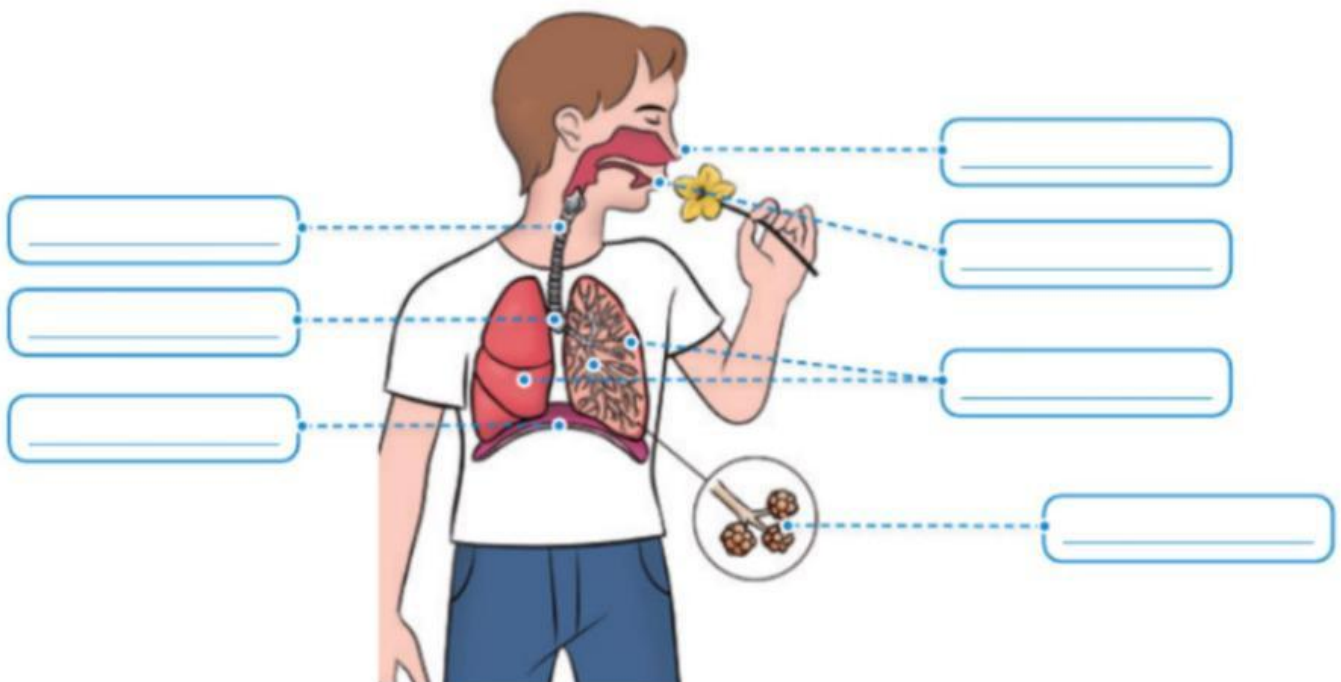
NUTRITION – REPRODUCTION – THREE - INTERACTION

- The human body performs \_\_\_\_\_ life functions:  
\_\_\_\_\_, \_\_\_\_\_ and  
\_\_\_\_\_.

## RESPIRATORY AND CIRCULATORY SYSTEM

2. Label the picture with the words in the box.

mouth – trachea – lungs – diaphragm – nose – alveoli - bronchi

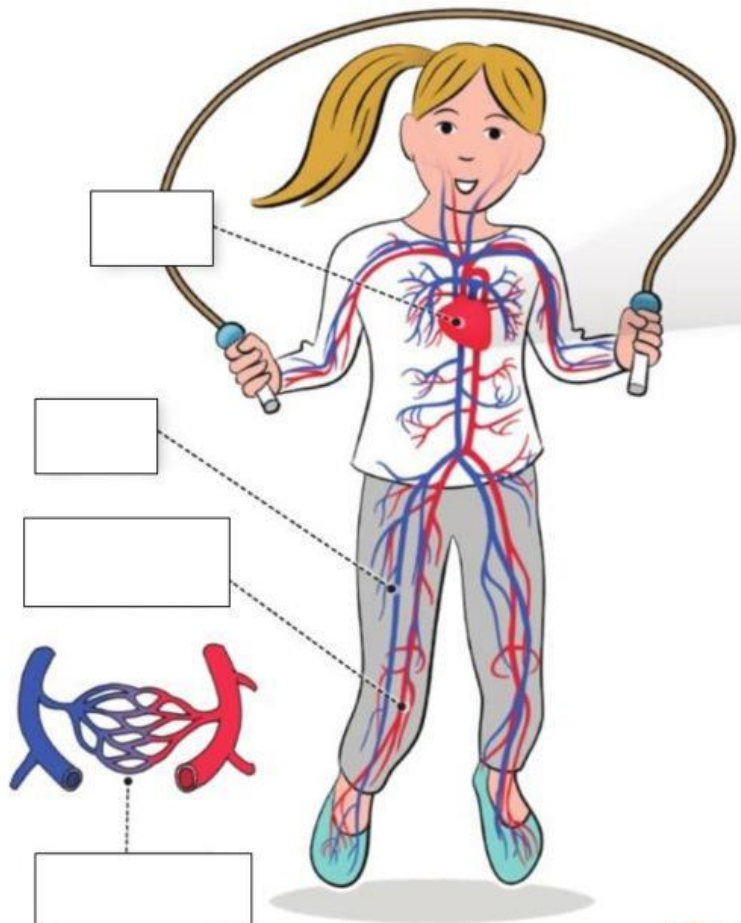


3. Put the sentences about the respiratory system in the correct order.

- The air travels down the trachea and into two tubes, called bronchi. They take air into our lungs. ☐
- The alveoli transfer oxygen from the air into the blood. The blood also transfers carbon dioxide into the alveoli. This is called a gas exchange. We breathe out the carbon dioxide from our nose and mouth. ☐
- The air inside the lungs goes into small air sacs, called alveoli. ☐
- We breathe in air through our nose and mouth. ☐

4. Label the picture with the words in the box.

**ARTERIES – CAPILLARIES – HEART – VEINS**



5. Match the words to their descriptions.

heart

veins

arteries

capillaries

They take the blood from the heart to the rest of the body.

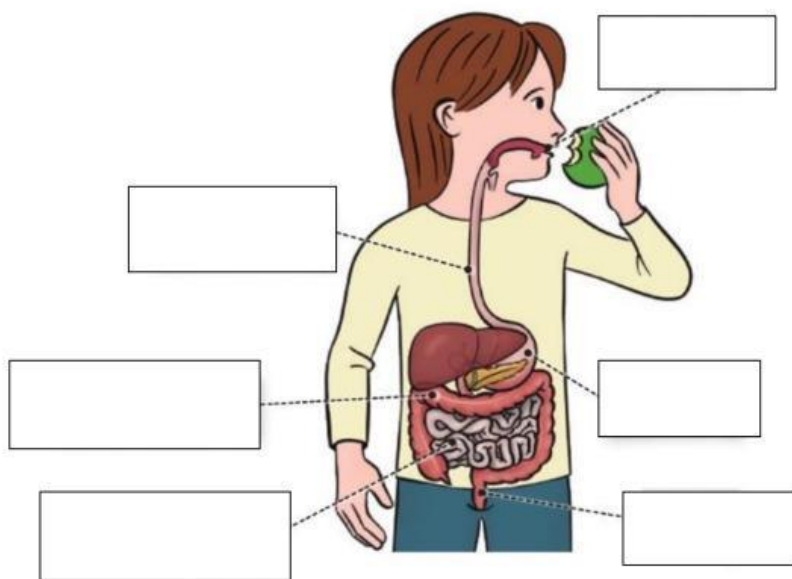
They are small blood vessels. Gas exchange happens here.

It is a big muscle that pumps blood around the body.

They take the blood back to the heart.

## DIGESTIVE SYSTEM

6. Label the picture with the words in the box.



**STOMACH**

**MOUTH**

**SMALL INTESTINE**

**OESOPHAGUS**

**ANUS**

**LARGE INTESTINE**

7. Put the sentences about the digestive system in the correct order.

- a Food travels down the oesophagus into the stomach.
- b The waste leaves our body through the anus.
- c The small intestine separates the nutrients from the waste.
- d Waste passes through the large intestine.
- e We take food in through our mouth.
- f The food leaves the stomach and goes into the small intestine.

☐  
☐  
☐  
☐  
☐  
☐