


Worksheets: Position and movement



- Look at the picture below. Then circle the correct landmark found in the grid references indicated below.



- At position B2



- At the position D3

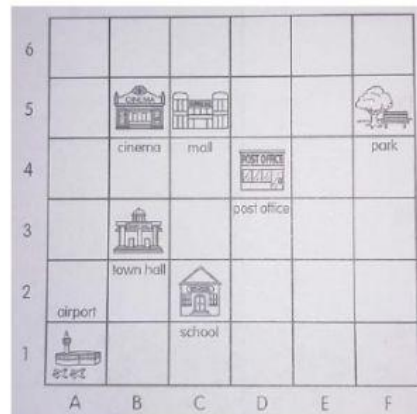


- At the position E6

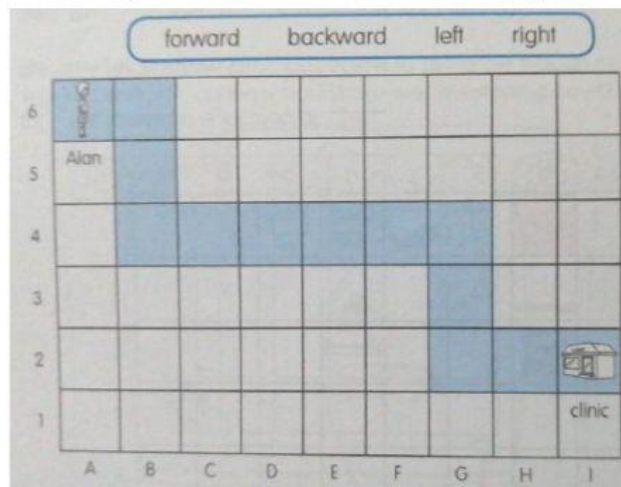


- Look at the map below. Then fill in the blanks

- The airport is at _____
- The town hall is at _____
- The mall is at _____
- The _____ is at F5
- The _____ is at C2
- The _____ is at D4



- Alan walks on the blue path to get to the clinic. Fill in the blanks with the correct answers. You may use the words below to help you.



- From A6, he first moves _____ 1 square.
- Then he turns _____ and moves _____ 2 squares.
- Next, he turns _____ at B4 and moves _____ 5 squares.
- He then turns _____ at _____ and moves _____ 2 squares.
- Finally, he turns _____ at G2 and moves _____ 2 squares to get to the clinic at _____