Matching Equations

Verbal Description	Equation/Relationship	Table	Graph
Cookies cost $0.50 each at the bake sale. • x represents the number of cookies purchased • y represents the total cost of the cookies purchased	*Drag and drop the **equation** that matches this scenario.* *Drag and drop the **relationship** that matches this scenario.*	*Drag and drop the **table** that matches this scenario.*	*Drag and drop the **graph** that matches this scenario.*
Flowers by Lori charges $1.50 to deliver every order. • x represents the cost of flowers • y represents the total cost of the flowers including delivery	*Drag and drop the **equation** that matches this scenario.* *Drag and drop the **relationship** that matches this scenario.*	*Drag and drop the **table** that matches this scenario.*	*Drag and drop the **graph** that matches this scenario.*
In every pint there are two cups. • x represents the number of pints • y represents the number of cups	*Drag and drop the **equation** that matches this scenario.* *Drag and drop the **relationship** that matches this scenario.*	*Drag and drop the **table** that matches this scenario.*	*Drag and drop the **graph** that matches this scenario.*

Directions: **Click on each of the items below and then drag them to their correct spots in the table above.**

$y = 2x$

$y = 0.50x$

$y = x + 1.50$

additive

multiplicative

multiplicative

x	y
1	2
1.5	3
2	4
4	8
10	20

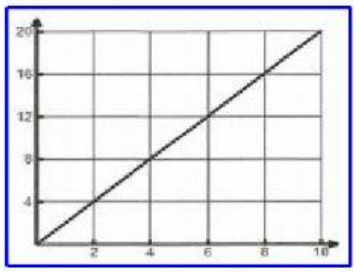

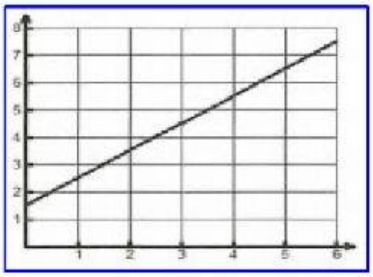

x	y
1	0.5
3	1.5
4	2
7	3.5
10	5

x	y
1	2.5
1.5	3
2	3.5
2.5	4
3	4.5

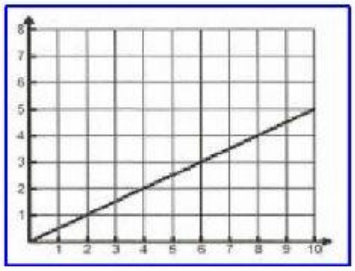

LIVEWORKSHEETS

Matching Equations (pg 2)

Verbal Description	Equation/Relationship	Table	Graph
The bookstore charges $0.50 to gift wrap any purchase. • x represents the original cost of the item • y represents the new cost including the gift wrap	*Drag and drop the **equation** that matches this scenario.* *Drag and drop the **relationship** that matches this scenario.*	*Drag and drop the **table** that matches this scenario.*	*Drag and drop the **graph** that matches this scenario.*
Tickets to attend the school basketball playoffs cost $1.50 each. • *x* represents the number of Tickets • *y* represents the Total Cost	*Drag and drop the **equation** that matches this scenario.* *Drag and drop the **relationship** that matches this scenario.*	*Drag and drop the **table** that matches this scenario.*	*Drag and drop the **graph** that matches this scenario.*
Figure 1 Figure 2 Figure 3 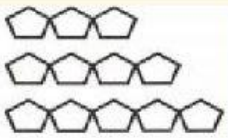 • *x* represents the figure number • *y* represents the number of pentagons	*Drag and drop the **equation** that matches this scenario.* *Drag and drop the **relationship** that matches this scenario.*	*Drag and drop the **table** that matches this scenario.*	*Drag and drop the **graph** that matches this scenario.*

Directions: **Click on each of the items below and then drag them to their correct spots in the table above.**

$y = x + 0.50$

$y = 1.50x$

$y = x + 2$

multiplicative

additive

additive

x	y
0	0
2	3
4	6
5	7.50
6	9

x	y
1	1.50
2	2.50
3	3.50
5	5.50
8	8.50

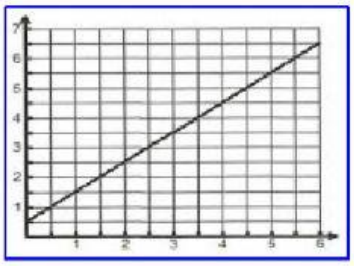

x	y
1	3
2	4
3	5
4	6
7	9

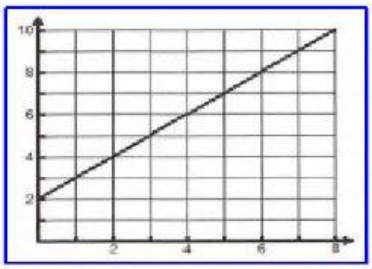

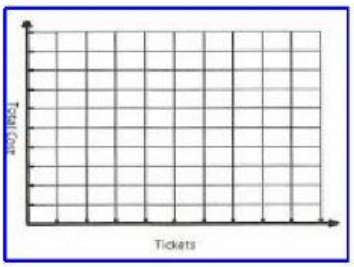

LIVEWORKSHEETS