

# 1 Words

1 Listen and point.  TR: 6



bag



book



crayon



pen



pencil




pencil case





rubber



ruler

2 Listen and repeat.  TR: 7

3 Point and say.



**1** Listen and chant.  TR: 8

What's this?

Take a look!

What's this?

It's a book.

What's this?

Look again.

What's this?

It's a pen.

What's this?

It's a room.

What's this?

Our classroom!

**2** Listen and read.  TR: 9

What's this? It's a pen.


What's this? It's a bag.

**3** Point, ask and answer.



**1** Listen and repeat.  TR: 10

poster board chair desk

**2** Listen and read.  TR: 11


Look at the photo. What's this?  
It's a classroom.

What can you see in the classroom?  
Can you see a **poster**? It's green.  
Can you see a **board**? It's black.  
Can you see a **chair**? It's red.  
Can you see a **desk**?

**3** Read again and circle.

- 1 I can see a blue / green poster.
- 2 I can see a black / white board.
- 3 I can see a red / yellow chair.





**1** Listen and read. TR: 12

What's this? **Is it** a classroom?  
Yes, it is.

What's this? **Is it** a bag?  
No, it isn't.

**2** Read and circle.

- 1

What's this? Is it a book?  
Yes, it is.  
No, it isn't.

2

What's this? Is it a chair?  
Yes, it is.  
No, it isn't.

3

What's this? Is it a poster?  
Yes, it is.  
No, it isn't.

4

What's this? Is it a crayon?  
Yes, it is.  
No, it isn't.

**3** Point, ask and answer.

What's this?

No, it isn't.

Yes, it is!

Is it a pencil?

Is it a book?

### 1 Match.

1



2



3



4



crayon


rubber

pencil case

ruler


### 2 Read and draw.

1




pen

2




pencil

3



book

4



bag

### 3 Listen and number. TR: 3














**1 Listen, read and circle.**  TR: 4


What's this?  
Take **(a)** / **it's** look!  
**It's** / **What's** this?  
It's a book.



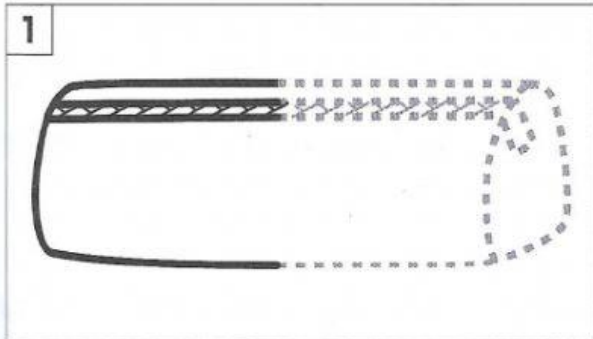
What's this?  
Look again.  
What's this?  
**It's** / **What's** a pen.



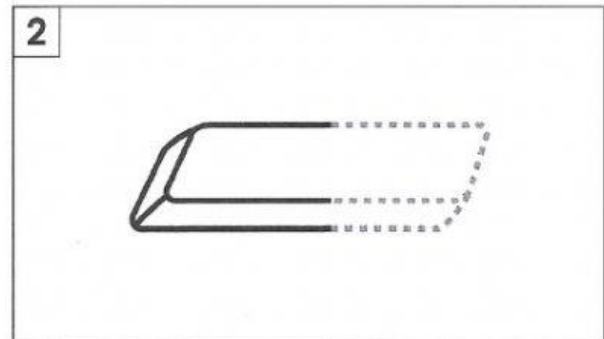
What's **it's** / **this**?  
It's a room.  
What's this?  
Our classroom!



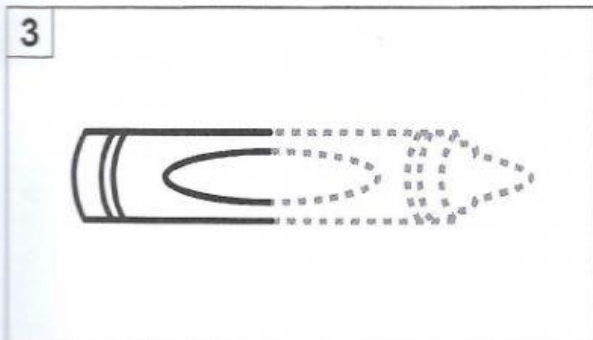
**2 Read and draw.**



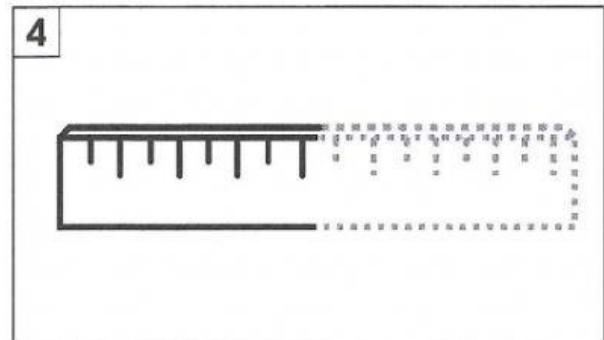
What's this?  
It's a pencil case.



What's this?  
It's a rubber.




What's this?  
It's a crayon.



What's this?  
It's a ruler.

1 Number the picture.

- 1 board
- 2 chair
- 3 desk
- 4 poster



2 Read and circle.  TR: 5

Look at the photo. What's this? It's a classroom.

What can you see in the classroom?

Can you see a **desk** / **poster**? It's green.

Can you see a **board** / **poster**? It's black.

Can you see a **board** / **chair**? It's red.

Can you see a **chair** / **desk**?



3 Read again and match.

1 The board is \_\_\_\_\_ black.

2 The chair is \_\_\_\_\_ green.

3 The poster is \_\_\_\_\_ red.

**1** Read and tick (✓).



What's this?  
Is it a pencil?  
 Yes, it is.  
 No, it isn't.




What's this?  
Is it a crayon?  
 Yes, it is.  
 No, it isn't.



What's this?  
Is it a ruler?  
 Yes, it is.  
 No, it isn't.



What's this?  
Is it a book?  
 Yes, it is.  
 No, it isn't.

**2** Listen and tick (✓).  TR: 6




Yes, it is.  
 No, it isn't.



Yes, it is.  
 No, it isn't.



Yes, it is.  
 No, it isn't.



Yes, it is.  
 No, it isn't.