Match the pictures with the correct instructions.

CLB 2 – SPEAKING – Giving Instructions (Classroom) Part II

1.

2. 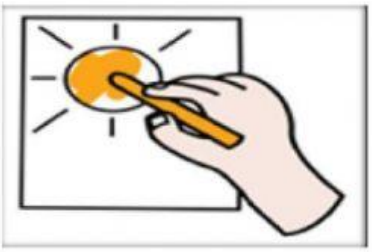

3. 

4.

5. 

6.

A. Colour the picture.

B. Cross out the wrong word.

C. Fill in the gaps with the correct words.

D. Label the picture.

E. Use the glue stick.

F. Read the book.

LIVEWORKSHEETS

Match the pictures with the correct instructions.

7. 

H. Do your homework.

8.

I. White out./ Correct the mistake.

9.

J. Copy the word.

10.

a does / which / leave / it / from? / platform

b a / is / direct / it / train?

c the / 15.26 / train / is / next / at

d to / return ticket / I'd / please / London, / like / a

K. Put the words in the correct order.

11.

L. Work in groups.

12.

M. Erase the board.

LIVEWORKSHEETS

Match the pictures with the correct instructions.

13.

N. Check the correct answer.

14.

O. Don't cheat!

15.



P. Ask questions. / Ask a question.

16.

Q. Repeat after me.

LIVEWORKSHEETS