SET PENGUKUHAN 3

[Unit 6 – Unit 10]

Markah

100

A **Tuliskan sumber cahaya bagi setiap rajah di bawah.** TP 1 [6 *markah*] [6 *marks*]

Write the light source for all the diagrams below.

B **Padankan gambar rajah tangan dengan bentuk bayang-bayang yang terbentuk.** [8 *markah*] [8 *marks*]

Match the hand figure and the formed shadow. TP 6

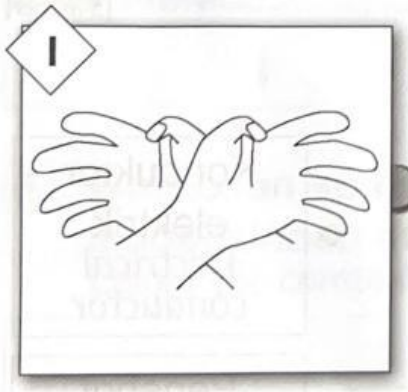

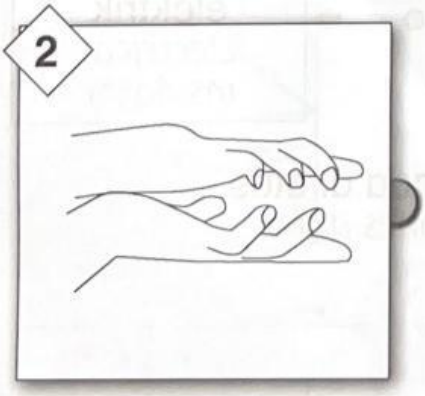

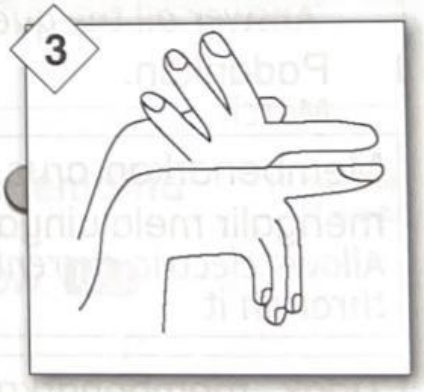

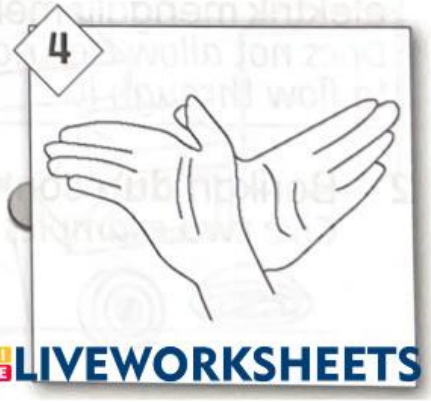

LIVEWORKSHEETS

A **Jawab semua soalan.** TP 2 [10 *markah*]
Answer all the questions. [10 *marks*]

1 Lukiskan bentuk bayang-bayang yang terbentuk pada rajah di bawah.
Draw the shape of the shadows formed on the diagrams below.

(a)

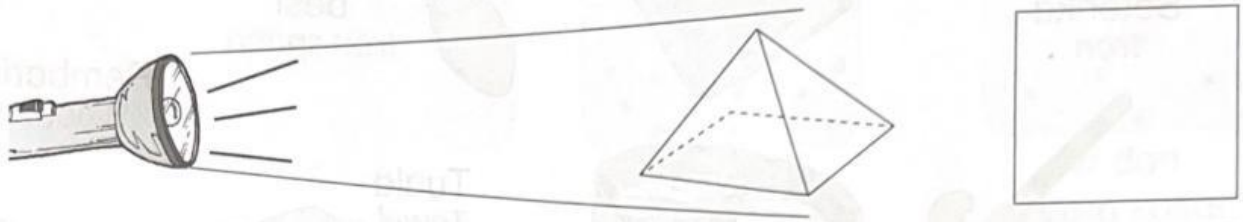

(b)

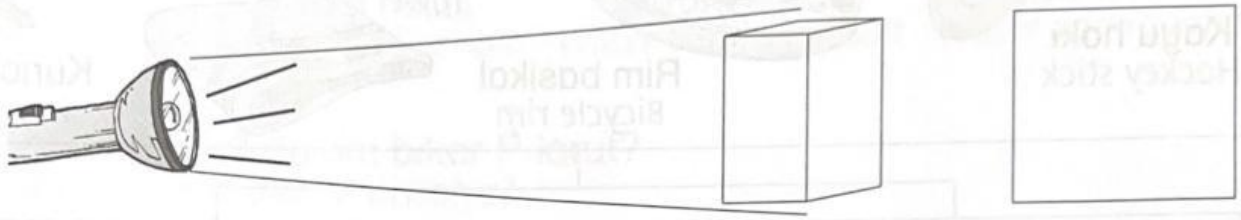

(c)

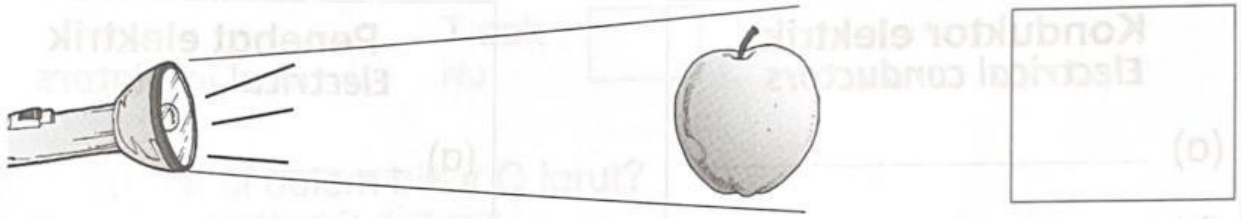

2 Isikan tempat kosong. TP 2 TP 3 TP 4
Fill in the blanks.

objek *objects*	terang *lighted*	dihalang *blocked*	sumber cahaya *light source*

(a) Apabila cahaya _____, bayang-bayang terbentuk.
When light is _____, shadow formed.

(b) Untuk menggerakkan bayang-bayang, _____ perlu digerakkan.
To shift a shadow, _____ has to be moved.

(c) Jenis _____ yang menghalang cahaya akan mempengaruhi kejelasan bayang-bayang.
The type of _____ that blocks the light will influence the clarity of shadows.

(d) Kita lebih mudah melakukan aktiviti harian dalam keadaan _____.
We can do daily activities easier in _____.

LIVEWORKSHEETS