

A Listen and check.  01

Example:



1.



2.



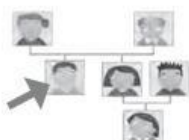
3.



4.



5.



B Listen, circle, and write.  02

Example:

Uu Tt **Vv**



1. Vv Uu Tt



2. Tt Ss Uu



3. Ss Vv Uu



4. Ss Tt Vv



5. Tt Uu Ss



C Check.

Example:



Tt





1.



Vv



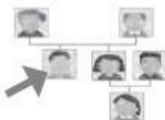


2.



Ss





3.



Uu





D Circle.

Example:



Ss

Vv

Uu

1.



Vv

Tt

Ss

2.



Tt

Ss

Uu

3.



Uu

Vv

Tt

E Write.

Example:



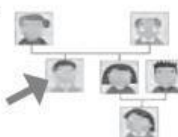
1.



2.



3.



4.

