



## CAMBRIDGE PRIMARY SCIENCE 2

### END-TERM 1 REVIEW

### WORKSHEET 2

Cambridge Primary Programme

Name: \_\_\_\_\_

Date: \_\_\_\_\_

Class: \_\_\_\_\_

Part 1. Match these materials with where they come from.



•

•



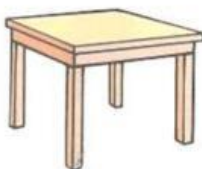

•

•



•

•



•

•

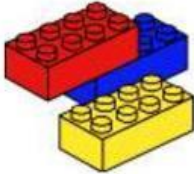







**Part 2. Complete the sentences.**

<b>wood</b>	<b>sand</b>	<b>oil</b>	<b>nature</b>
-------------	-------------	------------	---------------

- a. Plastic comes from .....
- b. Paper comes from .....
- c. Glass comes from .....
- d. Water comes from .....

**Part 3. Look at following pictures and put a tick (✓) in the box.**

	Natural materials	Man-made materials
 plastic		
 glass		
 rock		

 oil		
 paper		
 wood		

**Part 4. Read the following statement and put a tick (✓) in correct box.**

	<b>TRUE</b>	<b>FALSE</b>
a. Forces can't make things stop.	<input type="checkbox"/>	<input type="checkbox"/>
b. Pushes and pulls can make moving objects turn.	<input type="checkbox"/>	<input type="checkbox"/>
c. Natural materials come from nature.	<input type="checkbox"/>	<input type="checkbox"/>
d. Forces can make moving objects change direction.	<input type="checkbox"/>	<input type="checkbox"/>

**Part 5. Choose a word to fill in the blank to describe the picture.**

shape	direction	speed
-------	-----------	-------


a.  change .....

b.  change .....

c.  change .....


**Part 6. Look at the pictures of natural resources and the materials we make from them. Choose the correct material for each resource and write it in the box.**


metal	wood	paper	plastic
-------	------	-------	---------



OIL

→





ROCK ORE

→

