

Name: _____







Class: _____

Grade 5 Unit 12

BIG TEST

I. LISTENING

Task 1. Listen and match. There is one example (0).

<p>A.</p> 	<p>0</p> <p>1</p> <p>2</p> <p>3</p> <p>4</p> <p>5</p>	<p>D.</p> 
<p>B.</p> 		<p>E.</p> 
<p>C.</p> 		<p>F.</p> 

Task 2. Listen and tick ☒ A, B or C. There is one example.

Example:

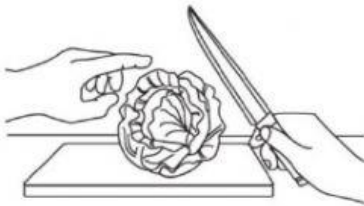
- A. ☐ I want to sleep at night.
- B. ☒ I want to cut the apple.
- C. ☐ I want to go to bed early.

1. A. ☐ I'm chatting with them.
B. ☐ I'm going to eat them.
C. ☐ I'm giving them to Mum.
2. A. ☐ OK, I won't.
B. ☐ OK, I don't.
C. ☐ OK, I will.
3. A. ☐ Because you should keep warm.
B. ☐ Because you should brush your teeth.
C. ☐ Because you may fall and break your leg.
4. A. ☐ She may fall off her bike.
B. ☐ She may cut herself.
C. ☐ She may get a burn.
5. A. ☐ Because you may fall down.
B. ☐ Because you may get a fever.
C. ☐ Because you may get a burn.




Task 3. Listen and tick ☒ the correct pictures. There is one example.


Example: What is he doing with the knife?



A. ☐

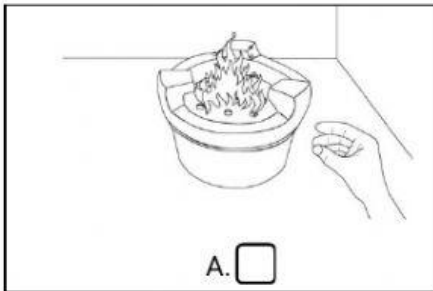


B. ☐

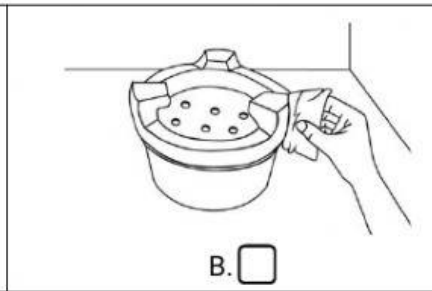


C. ☒

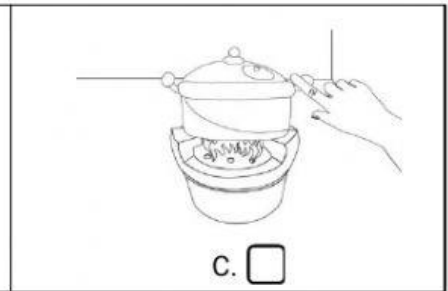
1. What is he doing with the stove?



A. ☐

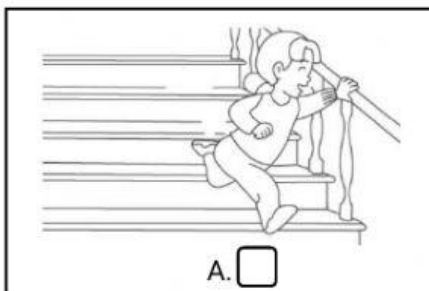


B. ☐

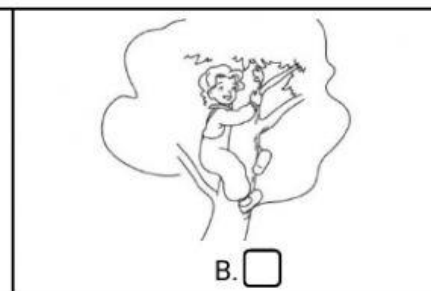


C. ☐

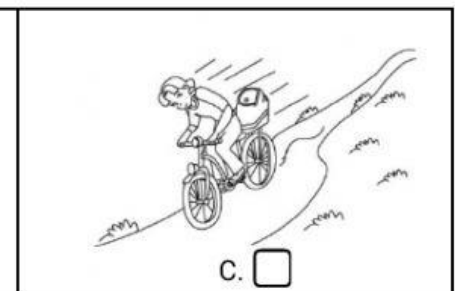
2. What is she doing?



A. ☐






B. ☐

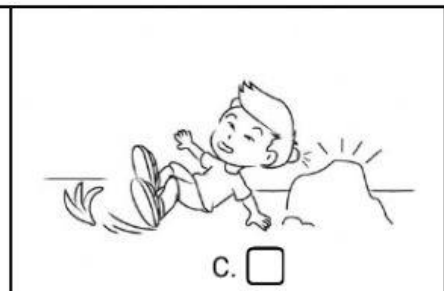




C. ☐

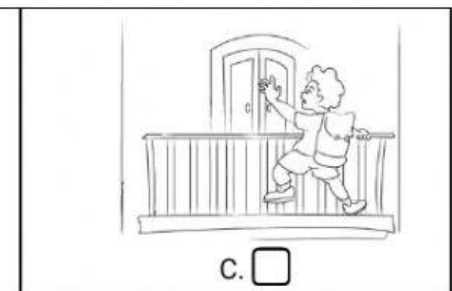
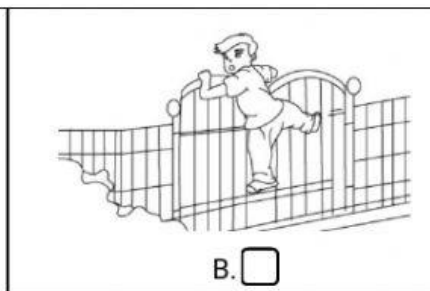

3. What may happen to her?



4. What may happen to him?



5. What shouldn't he do?



Task 4. Listen and tick ☒ Right or Wrong. There is one example (0).

	Right	Wrong
0. The speaker is talking about safety tips for your home.	<input type="checkbox"/>	<input checked="" type="checkbox"/>
1. You should let your little brothers or sisters in bed or on the sofa.	<input type="checkbox"/>	<input type="checkbox"/>
2. They may roll over the bed or the sofa.	<input type="checkbox"/>	<input type="checkbox"/>
3. Don't leave knives or scissors in bed or on the sofa.	<input type="checkbox"/>	<input type="checkbox"/>
4. The stairs can be a dangerous place for them.	<input type="checkbox"/>	<input type="checkbox"/>
5. They cannot climb the stairs alone.	<input type="checkbox"/>	<input type="checkbox"/>

II. READING

Task 1. Look and write the correct words. There is one example.

 climb	 fall off	 cut yourself
 run down	 get a burn	 roll off

Example: You go up a tree or the stairs with your feet and hands.

climb

1. You hurt yourself with a knife.

2. You drop yourself from something like a bike or a tree.

3. You hurt yourself by touching very hot things like fire.

4. You go down very fast.

5. You fall off a bed or a sofa.

Task 2. Read and tick ☒ True or False. There is one example (0).

One day Mike was bored. He was in the living room when his mother was in the kitchen. Suddenly, his mother smelled something burned. She went into the living room and said, 'Mike, stop it. Don't play with those matches or you may get a burn'. Mike answered, 'OK, I won't do that again. I'll put them away.'

0. One day, Mike was happy.

True

False



1. He was in the living room.



2. From the kitchen, his mother could see him playing with matches.



3. She asked Mike to stop playing with them.



4. Mike got a burn.










5. He did not want to put away the matches.



Task 3. Read and number the sentences in the correct order. The conversation begins with 0.

	A	<i>Mum: OK, but you shouldn't run down the stairs.</i>
0	B	<i>Mum: Hey, Mike. Don't take your baby sister out on the balcony.</i>
	C	<i>Mike: OK, Mum, I won't do that again. What about walking her in the garden?</i>
	D	<i>Mum: Because she may fall down.</i>
	E	<i>Mike: Why shouldn't I take her there?</i>
	F	<i>Mike: OK, Mum.</i>

Task 4. Look and read. Fill each gap with one word from the box. There is one example (0).

			
climb	play	break	fall
			
knives	matches	burn	

Summer is coming, here are some tips to keep your children safe. First, don't let them (0) play alone near water like a lake or a swimming pool. They may (1) _____ into the water. Second, never let them (2) _____ trees. They may fall down and (3) _____ their arms or legs. Third, don't let them play with dangerous things like (4) _____ or matches. They may cut themselves or get a (5) _____.

III. WRITING

Task 1. Look at the pictures. Read and write one word for each gap. There is one example.

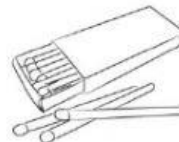
Example: Don't touch the stove.



1. Don't _____ the stairs.



2. You shouldn't play with _____.



3. Young babies are easy to _____ off the bed or the sofa.



4. The knife is very sharp, you may _____ yourself.



5. The stove is very hot, you may get a _____.



Task 2. Order the words. There is one example.

Example: bike / off / his / he / fall / may

He may fall off his bike.

1. too / I / ride / shouldn't / why / fast

_____?

2. you / the / what / doing / stove / are / with

_____?

3. do / I / that / won't / ok / again

_____.

4. shouldn't / why / I / touch / knife / the

_____?

5. with / the / play / don't / cat

_____.

Task 3. Read the questions. Write about your friend's health problem and give advice. There is one example (0).

0. Why shouldn't children climb trees?

1. Why shouldn't children play with a knife?

2. Why shouldn't children play with matches?

3. Why shouldn't children ride their bike too fast?

4. Why shouldn't children go out alone?

5. Why shouldn't children play on the balcony?

0. Because they may fall down and break their arms or legs.

1. Because _____.

2. Because _____.

3. Because _____.

4. Because _____.

5. Because _____.