

TEST UNIT 1 – 8 - SOUND GREAT 3

Time allowed: 30 mins

Full name:

Class:

I. Listening.












A Listen to the word. Fill in the correct circle.

Ex	a	b	c	d
1	a	b	c	d
2	a	b	c	d
3	a	b	c	d
4	a	b	c	d

B Listen to the word. Fill in the correct circle.

Ex	a cake	b cape	c dive	d date
1	a mane	b fire	c vote	d core
2	a poke	b rule	c fuse	d more
3	a mole	b tire	c cave	d joke
4	a wave	b same	c line	d bike
5	a fuse	b tune	c cute	d mole

C  Listen to the word. Fill in the missing letters. 

 → c a k e	
<div style="border: 1px solid black; padding: 5px; margin-bottom: 5px;"> 1  → h k </div> <div style="border: 1px solid black; padding: 5px; margin-bottom: 5px;"> 3  → b k </div> <div style="border: 1px solid black; padding: 5px; margin-bottom: 5px;"> 5  → w p </div> <div style="border: 1px solid black; padding: 5px; margin-bottom: 5px;"> 7  → h l </div> <div style="border: 1px solid black; padding: 5px;"> 9  → t b </div>	<div style="border: 1px solid black; padding: 5px; margin-bottom: 5px;"> 2  → l t </div> <div style="border: 1px solid black; padding: 5px; margin-bottom: 5px;"> 4  → d v </div> <div style="border: 1px solid black; padding: 5px; margin-bottom: 5px;"> 6  → c n </div> <div style="border: 1px solid black; padding: 5px; margin-bottom: 5px;"> 8  → f s </div> <div style="border: 1px solid black; padding: 5px;"> 10  → r l </div>

D  Listen to the word. Circle the picture that rhymes with the word you hear. 


Ex 	a 	b 	c 
1 	a 	b 	c 
2 	a 	b 	c 
3 	a 	b 	c 
4 	a 	b 	c 

II. Reading.



Read and match.

- 1 A rose on a nose
- 2 A bone in the cone
- 3 A rose alone
- 4 It is a core.
- 5 The mole is in a hole.



III. Writing.



.....



.....



.....



.....



.....



.....



.....



.....



.....



.....

GOOD LUCK TO YOU