

ENGLISH DIAGNOSTIC TEST—PLACEMENT TEST

Self-study is the ability to perform tasks by ourselves, without the presence of the teachers

CTP Dos Cercas, Desamparados

Course: Academic English

III Cycle

Modality: General Basic Education

Level: **7º Grade**

Teacher: Danny Ureña Arias

Student's Name: _____

Group: _____



FUNCTIONS:

- Using Greetings, introductions and farewells. Describing activities in daily life.
- Asking for and giving information about routines and activities. Understanding classroom language
- Comparing daily activities

1. Getting ready to work on my DIAGNOSTIC TEST. Aspects to verify before I start working:

Materials needed / Resources:	What do students need for the activity? Suggested materials: Notebook, pencil, pen, eraser, highlighters, etc. Computer & Internet access if possible If not internet access, printed material provided by the administration of the school.
Conditions of the place to work	Avoid strong noises, work in a silent well-lit place, make sure you feel comfortable.
Expected time to work this placement test	This diagnostic test will take you __40__ minutes to be completed.
Channel of Communication:	danny.urena.arias@mep.go.cr TEAMS 8446-2209 (WhatsApp)

2. The student is ready to start working: 2. Task 1

Short Answer. Write examples of the information requested in the space provided. Use the chronological order and numerical order. Follow the correct sequences. 35 pts.

*****Days of the Week:** Monday, _____, _____, Thursday, _____, _____, and _____.

*****Numbers:** One, _____, _____, four, _____, _____, seven, _____, _____, ten, _____, _____, thirteen, _____, _____.

*****Colors** (answer using any color, the order does not affect your results) : Black, _____, _____, Green, _____, _____, Blue, _____, _____.

*****Months:** _____, _____, March, _____, _____, _____, _____, August, September, _____, _____, December

*****Activities you like to do in your free time** (answer using any pastimes or hobbies, the order does not affect your results): watch tv, _____, _____, listen to music, _____, _____, _____, _____.

2. Task 2

Identification. Complete the blanks with the appropriate information. 19 pts

- A. Write the expression of greetings, introductions, and farewells. Complete the conversation. One point each correct answer.

My name is --- I'm --- Good evening --- Nice to meet you --- Fine, thank you

Dialogue #1	Dialogue #2
A: _____! How are you?	A: Hello!
B: _____, and you?	_____ Karen.
A: Just fine. Where are you going?	B: Hi, _____
A: I'm going to the supermarket.	Rodolfo. Nice to meet you.
	A: _____, too.

- B. Fill in the blanks with the appropriate information. Write your personal information in the application form. One point each correct answer.

REGISTRATION FORM

NAME: _____	LAST NAME: _____
ADDRESS: _____	SEX: _____
TELEPHONE: _____	AGE: _____
IDENTIFICATION NUMBER: _____	
DATE OF BIRTH: _____	PLACE OF BIRTH: _____
GRADE: _____	


- C. SAYING HELLO Listen and read. Number the pictures 1—4.

1. A: Hi, I'm Tom, What's your name?
B: Anna.
A: Sorry?
B: Anna!

2. A: Hi, Dad. This is Dave.
B: Hello. Nice to meet you.
C: Nice to meet you.

3. A: Good evening, What's your name?
B: My name's Janet Leigh,
A: You're in room 5.

4. A: Hello, John, How are you?
B: I'm fine, thanks. And you?
A: Very well, thank you.




2. Task 4

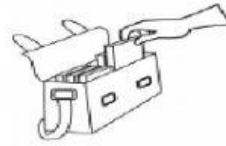
Completion. Look and write an instruction about working in the classroom.

Look at the picture and identify each one of the classroom instructions. Label each picture with the appropriate direction. Use the phrases from the speech balloon. 10pts























Raise your hand ++ Look at the board ++ Stand up ++ Take out your notebook ++ For homework study vocabulary ++ Listen carefully ++ Write your name ++ Open your notebook ++ Sit down ++ Work with a partner

Remember: Stay home. Let's flatten the curve.