ADAPTED BY LIC. MARLON HERNÁNDEZ SALAS

MODULE: DESARROLLO DE PROCESOS DE COMUNICACIÓN EN INGLÉS A NIVEL PRINCIPIANTE

LEARNING UNIT # 2 /Family

Hello! In this lesson, you are going to learn about family vocabulary in English.

parents
1 husband
2 wife
3 father
4 mother

children
5 daughter
6 son
7 baby

siblings
8 sister
9 brother

grandparents
10 grandmother
11 grandfather

grandchildren
12 granddaughter
13 grandson

LIVEWORKSHEETS



1 uncle
2 aunt
3 niece
4 nephew
5 cousin
6 mother-in-law
7 father-in-law
8 son-in-law
9 daughter-in-law
10 brother-in-law
11 sister-in-law

(1) Jack is Alan's ____.
(2) Nancy is Alan's ____.
(3) Jennifer is Frank and Linda's ____.
(4) Timmy is Frank and Linda's ____.
(5) Alan is Jennifer and Timmy's ____.
(6) Helen is Jack's ____.
(7) Walter is Jack's ____.
(8) Jack is Helen and Walter's ____.
(9) Linda is Helen and Walter's ____.
(10) Frank is Jack's ____.
(11) Linda is Jack's ____.

A. Who is he/she?
B. He's/She's my _____.
A. What's his/her name?
B. His/Her name is _____.

A. Let me introduce my _____.
B. I'm glad to meet you.
C. Nice meeting you, too.

Tell about your relatives:
What are their names?
Where do they live?

Draw your family tree and tell about it.

LIVEWORKSHEETS

Hello! In this lesson, you are going to learn how to use *possessive adjectives* and apply them correctly.

In terms of possessive adjective definition, it's a word that clarifies ownership (who owns something). They can only be used before the noun they refer to.

LIVEWORKSHEETS

PERSONAL PRONOUNS	POSSESSIVE ADJECTIVES
I	MY
HE	HIS
SHE	HER
IT	ITS
YOU	YOUR
WE	OUR
THEY	THEIR

It is used to express possession.

Examples:

1. Shakira is a singer but her husband is a teacher.
2. The teacher is Peruvian and his wife is a famous doctor.
3. My sisters are lawyers and their best friends are pilots.
4. You and I are students , our parents are architects.

Possessive Adjectives

Fill in each blank with possessive adjective from the box.

my	your	our	their	her	its	his

1. This is my uncle's dog. It is _____ dog.
2. These are my sisters' dolls. These are _____ dolls.
3. These are Mary's clothes. They are _____ clothes.
4. This is my father's wallet. It is _____ wallet.
5. That is the dog's bone. It is _____ bone.
6. Those are my horses' hay. Those are _____ hay.
7. That is my brothers' room. That is _____ room.
8. This is Mary's purse. This is _____ purse.
9. The monster's cave is on the hill. _____ is on the hill.
10. These are Cinderella's glass slippers. These are _____ glass slippers.

LIVEWORKSHEETS

My Family

https://www.youtube.com/watch?v=yTPpQxc0J6U

LIVEWORKSHEETS

Listening task 1: Family photos

A Listen. People are talking about their families. Who are they talking about? Choose the correct pictures.

1. a ☑

b ☐

2. a ☐

b ☐

3. a ☐

b ☐

4. a ☐

b ☐

LIVEWORKSHEETS

Listening task 2: Family photos

B Listen. People are talking about their families. Listen and number the pictures.

1 2 3 4 5 6

A. 

B.

C.

D. 

E. 

F.

LISTENING SKILLS
by teacher Marlon

LIVEWORKSHEETS

Listening task 3: Family photos

C Listen. How is each family member different from the speaker? Match the correct the option from column A to column B.





Column A

1) Wen-ping's brother

2) Michael's brother

3) Justin's sister

4) Hannah's father

5) Robert's sister

6) Elizabeth's father

Column B

a likes sports

b likes reading and music

c is taller than the father

d prefers to play cards

e hates flying

f isn't interested in music

LIVEWORKSHEETS

Listening task 4: Family photos

D Listen. Are the statements true or false? Choose the correct answer.

	TRUE	FALSE
1 Morgan plays on a soccer team.		
2 Morgan and Austin go to the same school.		
3 Nick cooks a lot at home.		
4 Frank doesn't like to cook much.		
5 Katherine likes to read.		
6 Janice and Frank often see their grandchildren.		

Speaking activity

INTRODUCE YOUR FAMILY TO THE ENGLISH GROUP AND TALK ABOUT EACH MEMBER. For example, this is my father, and he is sixty-three years old. He wakes up very early, and he likes to do exercises (Add as much information as you can). Show pictures of your family members.

LIVEWORKSHEETS