Project 58

58

DP EDUCATION

Coding School

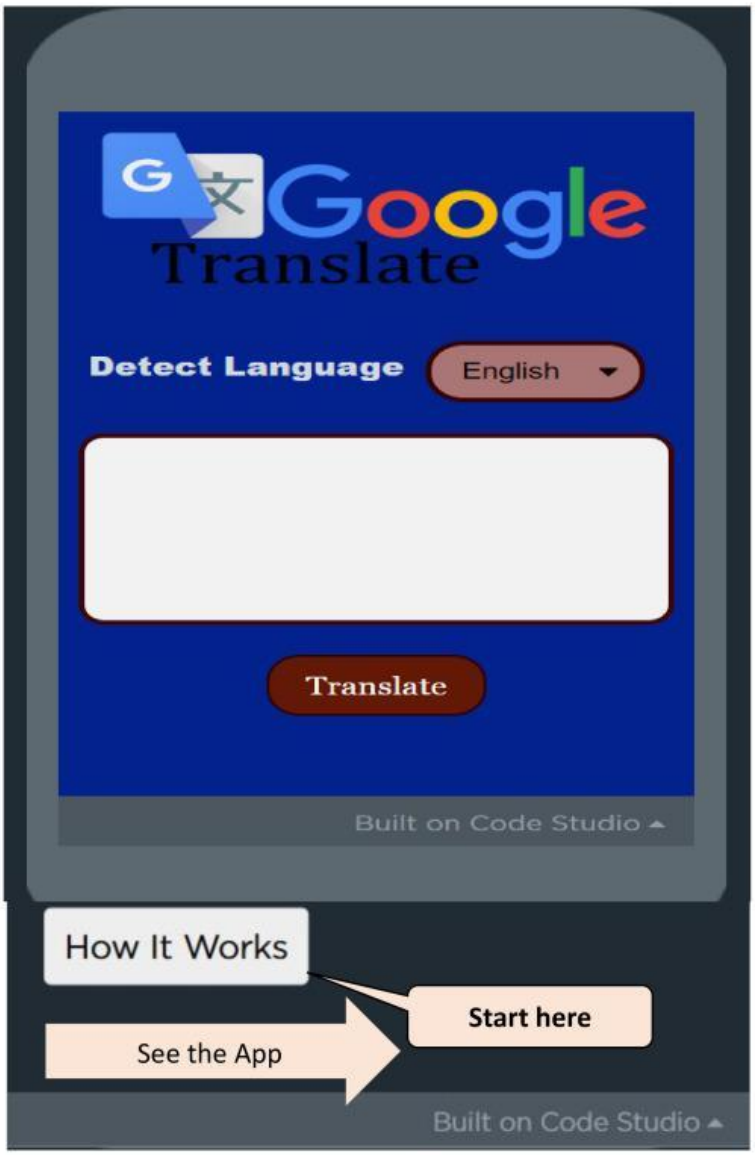

LIVEWORKSHEETS

Let's create the Google Translate App.

there,

Select the language to be translated from the drop down.

Select English or Sinhala and enter the word or sentence to be translated in the Text area and click the Translate button. Then according to the related language, the word or sentence should be translated and the google translate page should be displayed in the new tab.

- The background and basics you need are provided.
- Now design the label for “Detect Language” and the drop down to select “English” or “Sinhala”.
- Drag a text area and give properties as below.

LIVEWORKSHEETS

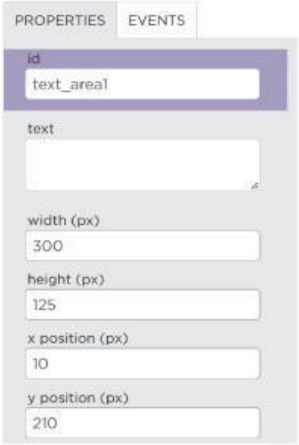

❖ Create a button as "Translate" and give the following properties.

❖ When the button is clicked, first assign the language selected in the drop down to the "language" variable.

❖ Assign the value in the text area to the "search" variable.

❖ Create a variable as “google”

❖ If the language selected in the drop down is "English", the word or sentence given in the text area should be translated into Sinhala when the "Translate" button is clicked..

LIVEWORKSHEETS

- Let's use the "Google Translate" web page to translate an English word or sentence into Sinhala. Its url is as follows.

https://translate.google.com/?sl=en&tl=si&text=school&op=translate

Here, the “en” between the first equal sign and the “&” sign represents the English language, and the “si” between the second equal sign and the “&” sign represents the Sinhala language..

Here, the word to be translated should be given to the part enclosed in red.

Accordingly, between the first equal sign and the “&” sign is the word or sentence language you are entering, and the language to be translated is between the second equal sign and the “&” sign.

- Let's use the "Google Translate" web page to translate a Sinhala word or sentence into English. Its url is as follows.

https://translate.google.com/?sl=si&tl=en&text=පාසල&op=translate

- When studying the above url, the word or sentence to be translated should be entered in the part between the third equal sign and the "&" sign, i.e. the part boxed in red

https://translate.google.com/?sl=si&tl=en&text=පාසල&op=translate

LIVEWORKSHEETS

In the green boxed parts of the url above, assign the word or sentence to be

```
onEvent("button", "click", function() {
  var language = getText("dropdown1");
  var search = getText("text_area1");
  var google;
  textLabel("id", "text");
  if(language == "English"){
    google = "https://translate.google.com/?sl=en&tl=si&text=" + search + "+&op=translate";
  }
  else{
    google = "https://translate.google.com/?sl=si&tl=en&text=" + search + "+&op=translate";
  }
  open(google);
});
```

translated to the "search" variable and give it according to the language selected in the drop down as below.

Select the correct answer.

1. What should be done to include Tamil language in the design of this app?
   Adding an option in Tamil for "dropdown1".
   Recording in Tamil in “label1”.
   Note in Tamil in “text_area1”.

2. What blocks should be applied to know the Sinhala meaning of the Tamil word you note?

```
if(language == "Tamil"){
  google = ("https://translate.google.com/?hl=en&tab=TT&sl=ta&tl=si&op=translate" + search) + "+&op=translate";
}
```

```
if(language == "Tamil"){
  google = ("https://translate.google.com/?hl=en&tab=TT&sl=ta&tl=si&op=translate" / search) + "+&op=translate";
```

```
if(language == "Tamil"){
  google = ("https://translate.google.com/?hl=en&tab=TT&sl=ta&tl=si&op=translate" / search) / "+&op=translate";
```

LIVEWORKSHEETS

3. What does the search variable indicate?

   “dropdown1” shows the language you select.
   "text_area1" shows the word you are typing.
   “label1” shows the note word

4. Which design tool have you used for the part where you type words while designing this app?

Dropdown

Text Area

Text Input

5. To translate a Sinhala word to Tamil, the URL of the "Google Translate" web page is as follows.
   https://translate.google.com/?sl=si&tl=ta&text=school&op=translate

   Imagine that a variable has been created as the word or phrase to be translated and assigned to it. What blocks should be used to convert the word using the above url and variable as word?



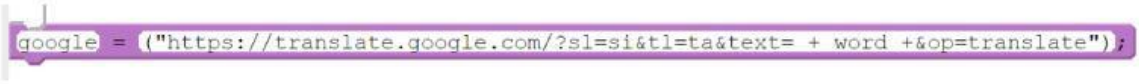

LIVEWORKSHEETS