# Transformations of Functions Interactive Worksheet

| | |
|---|---|
| If $y = \lvert x + 2 \rvert$, the graph translates units | |
| If $y = \lvert x \rvert + 3$, the graph translates units | |
| If $y = \lvert x - 4 \rvert$, the graph translates units | |
| If $y = \lvert x \rvert - 5$, the graph translates units | |
| If $y = 3\lvert x \rvert$, the graph | by a factor of |
| If $y = \lvert 2(x) \rvert$,the graph | by a factor of |
| If $y = \frac{1}{2}\lvert x \rvert$, the graph | by a factor of |
| If $y = \left\lvert \frac{1}{3}(x) \right\rvert$,the graph | by a factor of |
| If $y = -\lvert x \rvert$, the graph | |
| If $y = \lvert -(x) \rvert$, the graph | |

| | | |
|---|---|---|
| 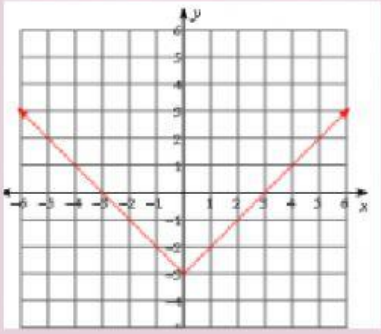 | 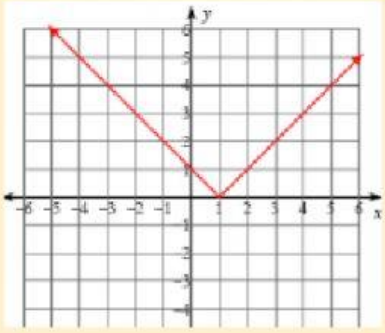 | 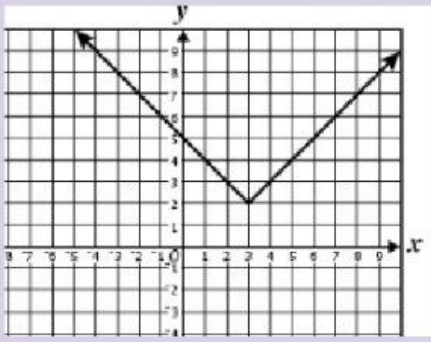 |
| Write an equation for the translation of $y = \lvert x \rvert$ for the graph above: | Write an equation for the translation of $y = \lvert x \rvert$ for the graph above: | The graph most accurately represents which of the following functions?<br>A. $y = \lvert x + 3 \rvert + 2$<br>B. $y = \lvert x - 3 \rvert + 2$<br>C. $y = \lvert x - 2 \rvert + 3$<br>D. $y = \lvert x + 2 \rvert + 3$ |

LIVEWORKSHEETS