















Nome: _____ N.º _____
 Turma: _____ Ano de escolaridade: _____ Data: ____ / ____ / ____

1. Conta e descobre quantos elementos há em cada conjunto.

	<div style="display: flex; justify-content: space-around; align-items: center;"> <div style="border: 1px solid black; padding: 5px; width: 40px; height: 40px; text-align: center; margin: 2px;">2</div> <div style="border: 1px solid black; padding: 5px; width: 40px; height: 40px; text-align: center; margin: 2px;">3</div> <div style="border: 1px solid black; padding: 5px; width: 40px; height: 40px; text-align: center; margin: 2px;">4</div> </div>
	<div style="display: flex; justify-content: space-around; align-items: center;"> <div style="border: 1px solid black; padding: 5px; width: 40px; height: 40px; text-align: center; margin: 2px;">1</div> <div style="border: 1px solid black; padding: 5px; width: 40px; height: 40px; text-align: center; margin: 2px;">2</div> <div style="border: 1px solid black; padding: 5px; width: 40px; height: 40px; text-align: center; margin: 2px;">3</div> </div>
	<div style="display: flex; justify-content: space-around; align-items: center;"> <div style="border: 1px solid black; padding: 5px; width: 40px; height: 40px; text-align: center; margin: 2px;">3</div> <div style="border: 1px solid black; padding: 5px; width: 40px; height: 40px; text-align: center; margin: 2px;">4</div> <div style="border: 1px solid black; padding: 5px; width: 40px; height: 40px; text-align: center; margin: 2px;">5</div> </div>
	<div style="display: flex; justify-content: space-around; align-items: center;"> <div style="border: 1px solid black; padding: 5px; width: 40px; height: 40px; text-align: center; margin: 2px;">3</div> <div style="border: 1px solid black; padding: 5px; width: 40px; height: 40px; text-align: center; margin: 2px;">4</div> <div style="border: 1px solid black; padding: 5px; width: 40px; height: 40px; text-align: center; margin: 2px;">5</div> </div>
	<div style="display: flex; justify-content: space-around; align-items: center;"> <div style="border: 1px solid black; padding: 5px; width: 40px; height: 40px; text-align: center; margin: 2px;">1</div> <div style="border: 1px solid black; padding: 5px; width: 40px; height: 40px; text-align: center; margin: 2px;">2</div> <div style="border: 1px solid black; padding: 5px; width: 40px; height: 40px; text-align: center; margin: 2px;">3</div> </div>
	<div style="display: flex; justify-content: space-around; align-items: center;"> <div style="border: 1px solid black; padding: 5px; width: 40px; height: 40px; text-align: center; margin: 2px;">4</div> <div style="border: 1px solid black; padding: 5px; width: 40px; height: 40px; text-align: center; margin: 2px;">5</div> <div style="border: 1px solid black; padding: 5px; width: 40px; height: 40px; text-align: center; margin: 2px;">6</div> </div>
	<div style="display: flex; justify-content: space-around; align-items: center;"> <div style="border: 1px solid black; padding: 5px; width: 40px; height: 40px; text-align: center; margin: 2px;">5</div> <div style="border: 1px solid black; padding: 5px; width: 40px; height: 40px; text-align: center; margin: 2px;">6</div> <div style="border: 1px solid black; padding: 5px; width: 40px; height: 40px; text-align: center; margin: 2px;">7</div> </div>

2. Conta os animais e seleciona a quantidade.

	<input type="text"/>
	<input type="text"/>
	<input type="text"/>
	<input type="text"/>
	<input type="text"/>
	<input type="text"/>
	<input type="text"/>

