








Tutorías

Theme: The Writing Process Steps

Match the correct answers:

| | |
|--------------|--|
| 1. Pre-write | a) Write and present you final job  <small>presentation.clipart.png - Clip Art Library [clipart-library.com]</small> |
| 2. Draft | b) Write your first draft  <small>Content creator.png graphic: clipart design 20047245 PNG [vecteezy.com]</small> |
| 3. Revise | c) Plan your writing  <small>Writing_Doodles.Clipart - Full Size Clean! (85565207) - PinClipart</small> |
| 4. Edit | d) Makes change to improve your writing  <small>hands holding clipboard with checklist with green check mark and arrow 1 human figure cartoon but no individual character 17761241 PNG [vecteezy.com]</small> |
| 5. Publish | e) Correct your mistakes  <small>Content creator.png graphic: clipart design 20047227 PNG [vecteezy.com]</small> |

