

Grade 2

HOMEWORK: WEEK 9

Exercise 1: Unscramble. (Em hãy sắp xếp các chữ cái thành từ đúng.)



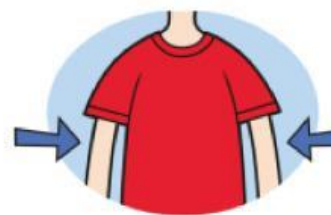
h/d/n/s/a



f/i/n/e/r/g/s



t/s/o/e



a/m/r/s



l/g/e/s



d/y/b/o





e/e/t/f





h/e/d/a

Exercise 2: Look and put the tick (v) (Em đánh dấu vào ô trống nếu câu trả lời đúng.)

1. 
legs ☐


2. 
feet ☐


3. 
arms ☐

4. 
head ☐

5. 
body ☐

6. 
hands ☐

7. 
fingers ☐

8. 
toes ☐

Exercise 3: Look and number the picture. (Em hãy đọc từ, nhìn tranh và viết số đúng.)

① body

② hands

③ fingers

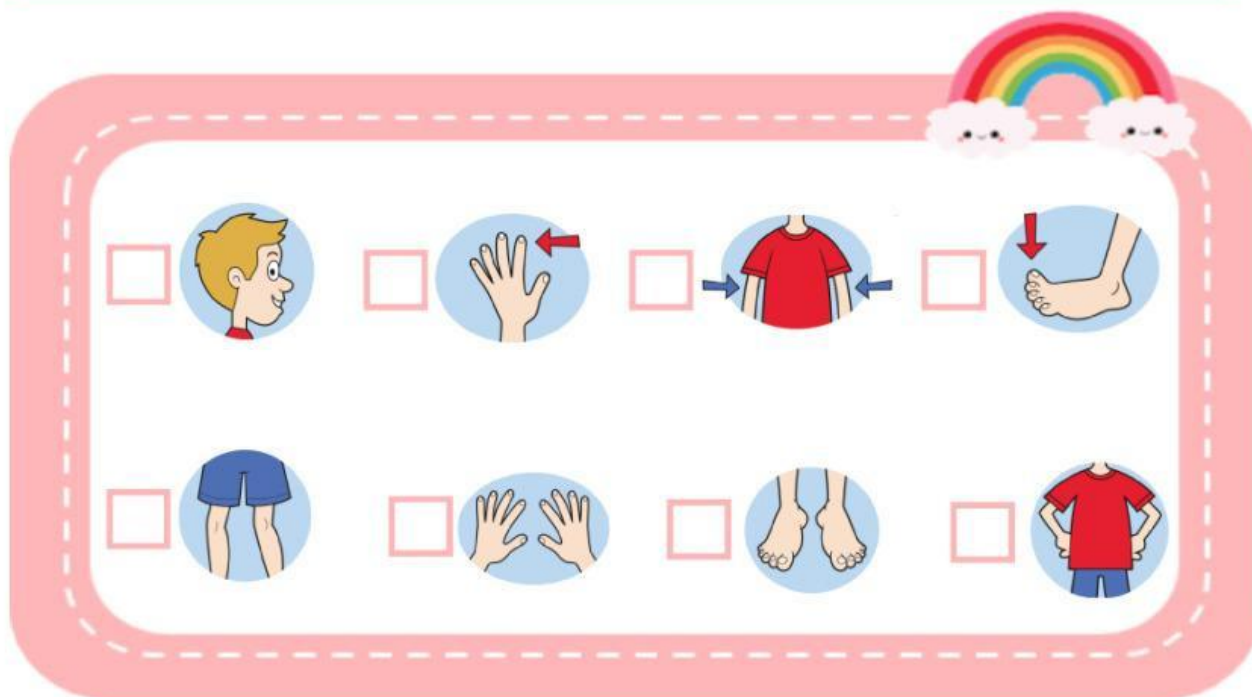
④ toes

⑤ legs

⑥ feet

⑦ arms

⑧ head



Exercise 4: Read and complete. (Em hãy nhìn tranh và hoàn thành câu trả lời.)



1. How many legs have you got?

I've got _____

2. How many arms have you got?

I've got _____



3. How many fingers have you got?

I've got _____

4. How many toes have you got?

I've got _____




5. How many tails have you got?

I've got _____

6. How many heads have you got?

I've got _____



The monster

It's got 2 heads
and eyes. It's
got noses. It
hasn't got a mouth, but it's got
..... funny tails.

Its feet are very
big. Its arms
are very long and its hands are
very small.

Exercise 6: Listen and tick (Fun for stater – Unit 13) (nghe và đánh dấu tick)

What is Egg doing now?



A ☐



B ☐



C ☐

2 Where is Bean singing?



A ☐



B ☐



C ☐

4 What can Egg's baby brother do?



A ☐



B ☐



C ☐

1 Where is Doll?



A ☐



B ☐



C ☐

3 What is Carrot reading about?



A ☐



B ☐



C ☐

5 What can Alphabet draw?



A ☐



B ☐



C ☐

Ac