Primary Math Stage 4 - Unit 5 & 6 - PRACTICE

Name:	Class: Date:	

UNIT 5: Multiplication, multiples & factors
5.1 Tables, multiples and factors

1. Match the factor pairs of 36: [3pts]

1	4	6
6	9	36

2. Write the missing factors [3pts]

Factors of 12:	1 , _____, _____, _____, _____, 12
Factors of 20:	_____, _____, _____, _____, _____, _____
Factors of 45	_____, _____, _____, _____, _____, _____

3. Fill in the missing numbers in this multiplication grid: [3pts]

×		7	9
3			
	8		18
6			

4. The number of a brick is the product of the two numbers below.

Write the missing numbers: [2pts]

LIVEWORKSHEETS

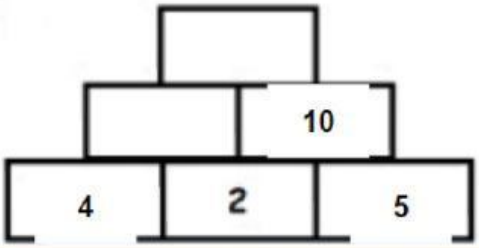

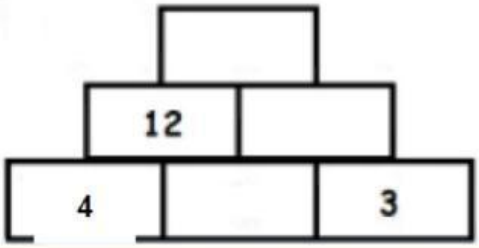

Primary Math Stage 4 - Unit 5 & 6 - Internal assessment

5. Write the correct sign in each box (= < >) : [3pts]

3 x 7 ☐ 5 x 4	6 x 6 ☐ 4 x 9	8 x 6 ☐ 4 x 10

6. Circle the numbers that are **not** multiples of 6:[1pt]

13	18	24	29	36	42	60	65

7. Complete the multiplication triangle: [2pts]

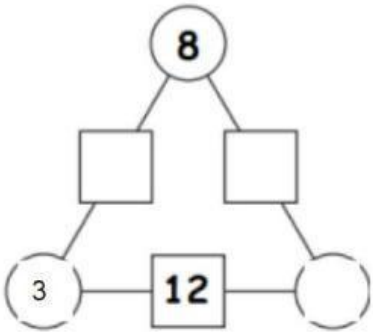

5.2 Multiplication

8. Fill in the missing numbers in the boxes. [2pts]

Circle if A or B is a better method. [1pt]

3 x 9 x 2

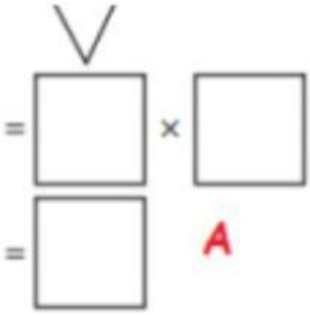

3 x 9 x 2

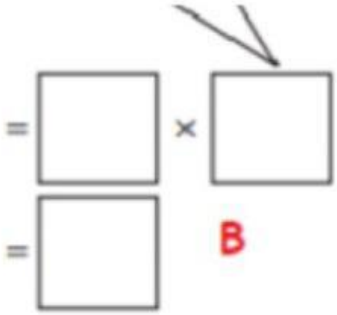

LIVEWORKSHEETS

9. Circle all the products equal to 3600: [1pt]

600 x 6	900 x 4	300 x 10	400 x 9	500 x 6

UNIT 6: 2D Shapes

6.1 2D shapes and tessellation

11. Choose the composite shape that can be made by combining each pair of 2D shapes.

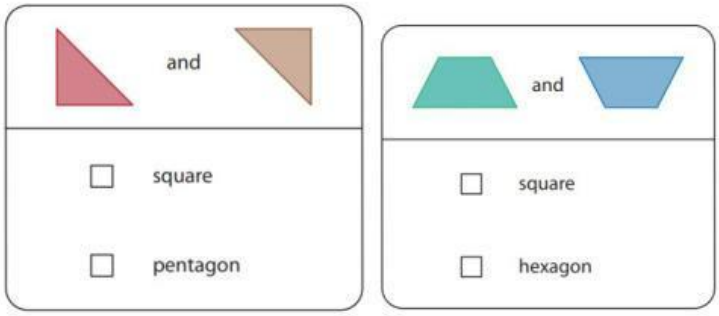

6.2 Symmetry

Draw the lines of symmetry and write how many for each shape: [4pts]

Lines of symmetry: _____ **Lines of symmetry:** _____

Remember to check your answers!!

Score: Teacher comment:

LIVEWORKSHEETS

/30

LIVEWORKSHEETS