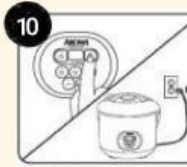
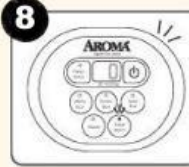


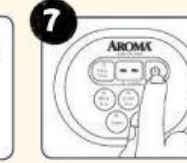


Arrange the sentences based on the appropriate picture!



When finished serving rice, turn the rice cooker off and unplug the power cord.

The rice cooker will begin cooking.

For best result, stir the rice with the best serving spatula

Using the provided measuring cup. Add rice to the inner cooking pot

Close the lid securely

Place the cooking pot into the rice cooker

Fill with water to the line which matches the number of cups of rice being cooked

Press the POWER button to turn on the rice cooker

Plug the cooker into an available outlet

Rinse rice to remove excess starch drain