

Part 1  
- 5 questions -

Listen and draw lines. There is one example.

Mark

Anna

Ben

Jill



May

Hugo


Sue



## Part 2

– 5 questions –

Read the question. Listen and write a name or a number.  
There are two examples.



### Examples

What is the boy's name?

..... Sam .....

How old is he?

..... 7 .....

**Questions**

- 1 What is the name of the zoo? ..... Zoo
- 2 How many monkeys are there in the zoo? .....
- 3 What is the name of the funny monkey? .....
- 4 What is the name of Sam's teacher? Mrs .....
- 5 How many children are there  
in Sam's class? .....



# Part 3

– 5 questions –

Listen and tick (✓) the box. There is one example.

Who is in Kim's photo?



A ☒




B ☐




C ☐

1 What animal is Alex thinking about?



A ☐



B ☐




C ☐


2 Which is Grace's monster picture?



A ☐



B ☐




C ☐


3 Where are the tennis rackets?



A ☐



B ☐




C ☐

4 What is new in Dan's bedroom?



A ☐




B ☐




C ☐


5 What is in Grandpa's garden?



A ☐



B ☐



C ☐



## Part 4

– 5 questions –

Listen and colour. There is one example.




# Part 1


– 5 questions –

Look and read. Put a tick (✓) or a cross (X) in the box.  
There are two examples.

## Examples



This is a book.




These are lemons.



## Questions

1



This is a bag.





2



These are shirts.

☐

3



This is a radio.

☐


4



These are bats.

☐

5



This is a tree.


☐



## Part 2

– 5 questions –

Look and read. Write **yes** or **no**.



### Examples

A girl is looking at the horse.

..... yes .....

There is a bird on the wall.

..... no .....

### Questions

1 The teacher is cleaning the board.

.....

2 The window is open.

.....

3 There is a box under the table.

.....

4 Two of the children are wearing red T-shirts.

.....

5 The boy with the glasses is looking at the computer.


.....

# Part 3

– 5 questions –

Look at the pictures. Look at the letters. Write the words.

Example

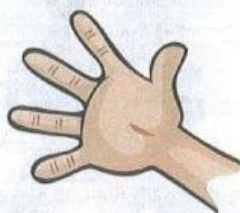


e a r



Questions

1



\_\_\_\_\_



2



\_\_\_\_\_




3



\_\_\_\_\_



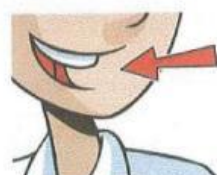
4



\_\_\_\_\_



5



\_\_\_\_\_





## Part 4

– 5 questions –

Read this. Choose a word from the box. Write the correct word next to numbers 1–5. There is one example.

### Tom's cat



Tom's pet is a cat. It lives in the ..... house ..... with Tom and his family.

It has a long tail and two green (1) .....

In the morning, the cat plays on the (2) .....

on the floor in the living room with Tom. Its favourite toy is a

(3) .....

It drinks its (4) ..... and eats its

(5) ..... in the garden.


#### Example



house



eyes



mouse



food



mat



kites



milk




bathroom

# Part 5

– 5 questions –

Look at the pictures and read the questions. Write one-word answers.



## Examples

Where are Dad and Grandpa?

in a ..... boat .....

How many children are there?

..... two .....

## Questions

1 What is Mum throwing?


a .....





2 What is jumping behind the men? a .....

3 Who is taking a photo? the .....



4 How many fish are jumping in the sea now? .....

5 Who is pointing at the fish? the .....