



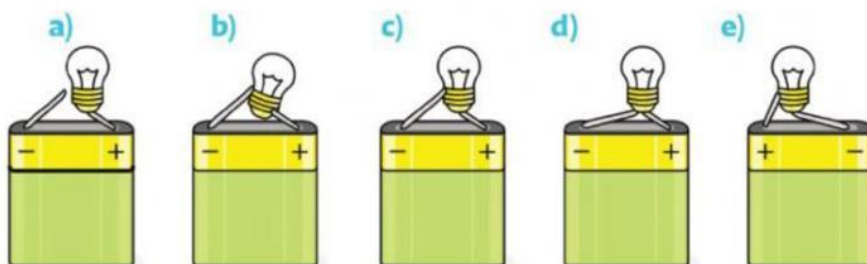
Električna struja

RL2: Električni strujni krug



Ime i prezime:

1. Koja žaruljica na slici će svijetliti?

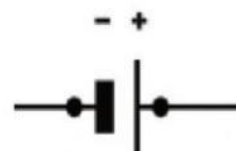
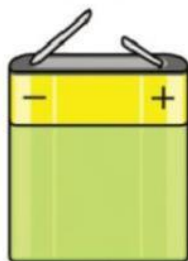


2. Koje se pretvorbe energije događaju u:

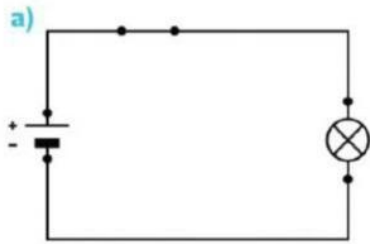
a) žarulji dok njome prolazi struja _____

b) bateriji? _____

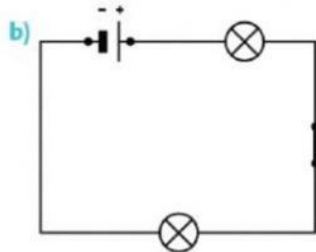
3. Elemente strujnog kruga spoji s njihovim simbolima.



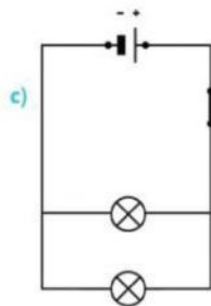
4. Kakav strujni krug je prikazan na slici?



- Jednostavni strujni krug
- Serijski spoj
- Paralelni spoj

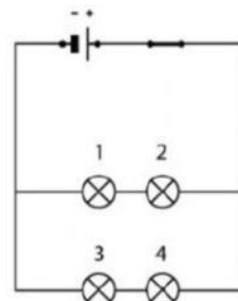
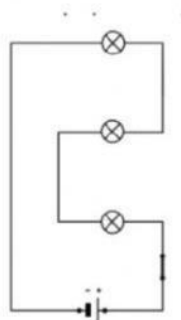
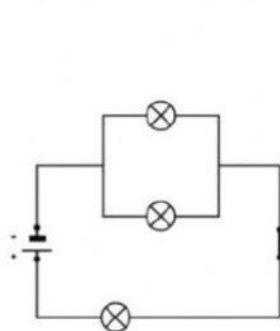
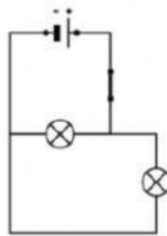
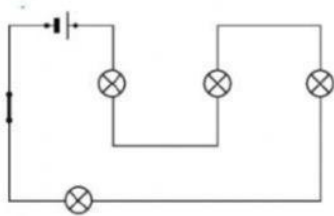


- Jednostavni strujni krug
- Serijski spoj
- Paralelni spoj



- Jednostavni strujni krug
- Serijski spoj
- Paralelni spoj

5. Ispod slike napiši kakav strujni krug je prikazan na slici?



8. _____ struja je struja koja ne mijenja smjer i iznos.

_____ struja je struja koje periodično (u jednakim vremenskim razmacima) mijenja smjer i iznos.