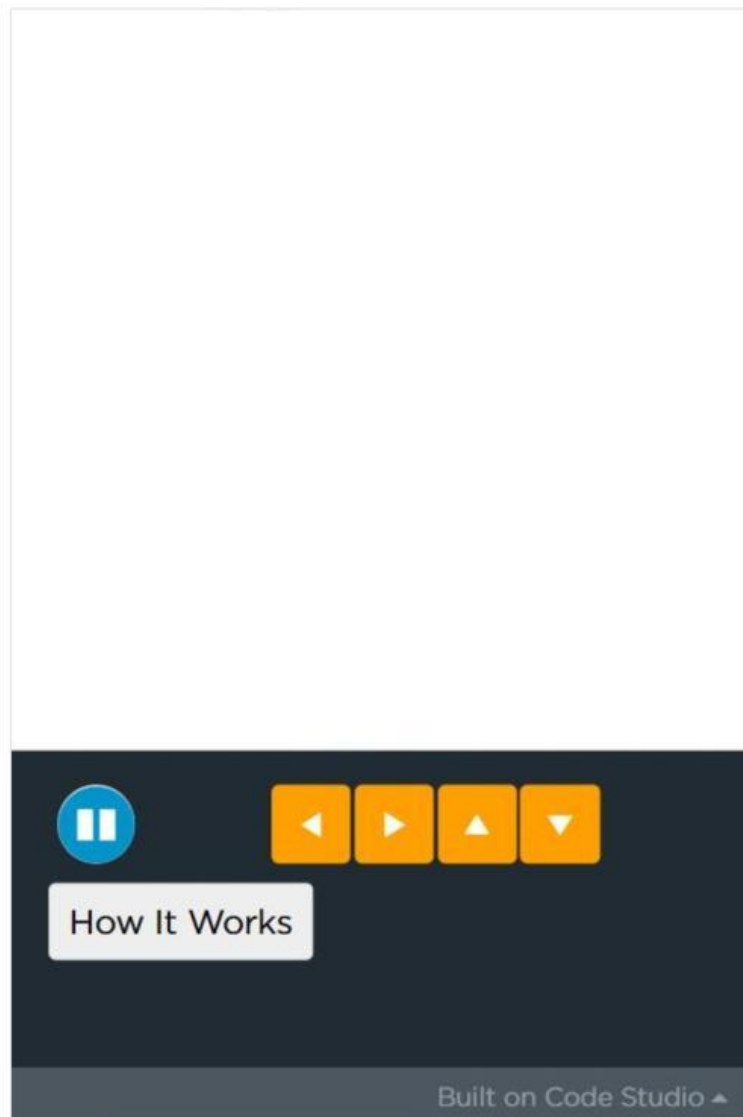


Homework Assignment

27



Coding School



- You now get the start screen as below.



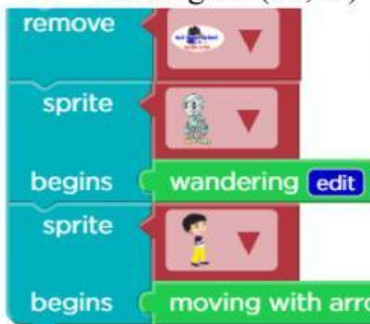
- By making new sprite when click on “Start”.



Take figure (28,56)



take (340,360) this figure.



Remove the start mark

Give the robot sprite a wandering motion

Move with arrow keys to the child's sprite

When the child approaches each bush, show a “Hey... I’m here” statement from another bush in an one second.



- Show that the game ends if the child touches the robot.



When the boy comes to the bush in the upper right corner



Get the other child's sprite to (340, 348) by making new sprite

Display "You Win" message in 350 sizes with winning sound

Remove the robot sprite

Choose the correct answer.



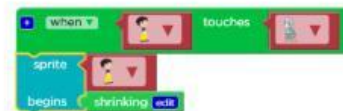
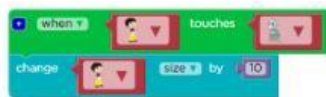
1. What action does this take?

The robot moves north and south.

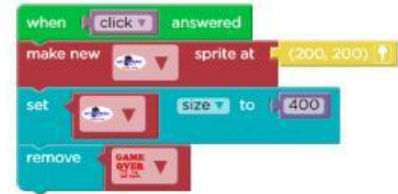
The robot moves across the screen.

The robot moves in circles.

2. When the child touches the robot, think that the child should shrink and disappear, and select the appropriate one.



3.  When you click on this,  select the relevant blocks set to get this



4.  What does it mean?

When child  touch here  the bush will hear it, Hey.....I'm here for one second.

When child  touch here  The bush will make Hey.....I'm here appear on the bush in a one second.

When child  touch here  The bush will point to the bush and say Hey.....I'm here for one second.

5. Select the relevant blocks to move the child in all 4 directions with the arrow keys.

