

1.1 NICE TO MEET YOU


- G** present simple: *be*
- P** word stress
- V** countries and nationalities

SPEAKING

A Put the conversation in the correct order (A–D).

- 1 Nice to meet you, Nick.
- 2 Hi, Susanna, I'm Nick.
- 3 You too.
- 4 Hello, my name's Susanna. *A*

LISTENING

A  **1.1** Listen to three conversations. Which conversations are in the photos?



B Listen again and underline the correct alternative.


- 1 a Jenny and Omar *are/aren't* friends.
b Omar *is/isn't* a student.
- 2 a Chris *is/isn't* from the UK.
b It *is/isn't* his first time in Hong Kong.
- 3 a Andrea *is/isn't* an Italian name.
b Andrea *is/isn't* from Italy.

C Look at these expressions from the listening. Write N (a new person) or F (a friend or someone you know).

- 1 How are you? *F*
- 2 How are things?
- 3 Great. / Fine. / Good. / OK. / All right. / Not bad.
- 4 Nice to meet you.
- 5 Good to see you.
- 6 Pleased to meet you.

GRAMMAR

PRESENT SIMPLE: *BE*

A  **1.2** Work in pairs and complete the table. Then listen and check.

Positive and negative statements		
I	<u>'m</u>	Dave.
He	_____	here from the UK.
We	_____	friends.
I	_____ not	a student.

am 's 're

B Complete the conversation.

- A: Hi, Muhammed. Good to see you. This ¹ _____
Zofia. She ² _____ in my class.
B: Hi, Zofia. Nice to meet ³ _____.
C: You too. ⁴ _____ you a student?
B: Yes, I ⁵ _____.



Complete the conversations with the correct form of *be*.

Conversation 1

- Ben: Hello. How are you?
Ed: Er ... hello.
Ben: Sorry, ¹ *are* _____ you Mr and Mrs Rutter?
Ed: No, we ² _____. They ³ _____ Mr and Mrs Rutter.
Ben: Oh, sorry.

Put the words in the correct order to make sentences.

- 1 A: Yasmin / your / is / name
Is your name Yasmin _____ ?
B: no, / isn't / it. / Anna / name / 's / my
_____ .
2 A: Sofia / are / you
_____ ?
B: David / I / am. / yes, / this / and / is
_____ .
3 A: are / a / student / you
_____ ?
B: I'm / no, / not. / teacher / I'm / a
_____ .
is / teacher, / a / too / David
_____ .
4 A: you, / Sofia and David / to / nice / meet
_____ .
B: nice / you, / meet / to / too
_____ .

Conversation 2

- Ben: Excuse me. ⁴ _____ you Jerry Rutter?
Jerry: Yes.
Ben: I ⁵ _____ Ben Pastor.
Jerry: Oh, hello. Nice to meet you, Ben. This ⁶ _____ my wife, Sally.
Sally: Hi.
Ben: Sorry. ⁷ _____ your name Sandy?
Sally: No, it ⁸ _____. It's Sally.
Ben: Nice to meet you, Sally.

VOCABULARY

COUNTRIES AND NATIONALITIES

A Complete the table with the nationalities.

Country	Nationality
Poland, Spain, Turkey, the UK	<i>Polish,</i>
Italy, Argentina, Russia, the USA	
China, Japan	

Italian Argentinian English Spanish Turkish

Japanese American Chinese Russian

C  **1.3 WORD STRESS** Listen and underline the stressed syllable.

Poland, Polish

Look at the pictures and match the food with the nationalities.



1 Italian __ 2 Japanese __ 3 Indian __ 4 Spanish __ 5 Chinese __

1.2 TRAVEL LIGHT

- G** this/that, these/those; possessives
- P** word stress; this, that, these, those
- V** objects

VOCABULARY

OBJECTS


A Match the words in the box with objects A–P in the picture. Which object isn't in the picture?

a camera ✓ a mobile (phone) keys a diary
 a passport a magazine a credit card
 an MP3 player and earphones a newspaper
 a toothbrush a sweater sunglasses a watch
 a purse a ticket a laptop shampoo

Take it or leave it!

With only 10 kilograms for your carry-on bag, what's important to take?



B  1.2 Listen and write the words from Exercise 1A in the correct column for each stress pattern.

1 O <i>keys</i>	2 Oo <i>passport</i>
3 Ooo <i>sunglasses</i>	4 ooO <i>mobile phone</i>

READING

A Look at the picture again. Work in pairs and discuss. What five things are always in your carry-on bag on a plane?

A: I think a laptop is important.

B: Yes. Sunglasses? No. Take sunglasses in your pocket.

Read the information and circle the correct number.

Electrical Things

- **MP3 PLAYER** good for music and audiobooks - put it in your bag.
- **MOBILE PHONE** put it in your pocket, but take the charger in your bag.
- **CAMERA** is your mobile a camera too? Then leave your camera at home.
- **EARPHONES** good for watching DVDs on your laptop. Put them with your mobile phone.
- **LAPTOP** in your bag, with an adaptor, of course.

Practical Things

- **DIARY** with all your important travel and contact information. Put it in your bag.
- **KEYS** put them in the bag so they're easy to find.
- **PASSPORT AND TICKET** these are important so have them in a pocket on your bag.
- **PURSE** coins are a problem at security. Put them in a purse in your bag - yes, men too.

Other Things

- **MAGAZINES AND NEWSPAPERS** leave them at home; they're free on the plane.
- **SHAMPOO** most hotels have shampoo or buy it in town.
- **SUNGLASSES** go in your pocket or on your head, not in the bag!
- **SWEATER** wear it. It's good for the plane if it's cold.
- **TOOTHBRUSH AND TOOTHPASTE** max 100 ml in your carry-on bag.

C Read the text again and write the names of objects 1-5.



1 _____



2 _____



3 _____



4 _____



5 _____

2 A 1.3 Listen to interviews with three passengers at an airport and complete the table.


	Passenger 1	Passenger 2	Passenger 3
Nationality	<i>German</i>		
Tourist (T) or on business (B)?		<i>T</i>	


B Listen again and tick the things in the passengers' bags.


	Passenger 1	Passenger 2	Passenger 3
laptop			
credit card			
diary			
MP3 player and earphones			
sunglasses			
passport	✓		
camera			
ticket			
newspaper			
magazine			
mobile phone			
keys			

GRAMMAR

THIS/THAT, THESE/THOSE; POSSESSIVES

A  **1.6** Listen to three conversations. Where are the people? Write the number of the conversation under the picture.



B  **1.7** Underline the correct alternative in the extracts below. Then listen and check.

- 1 S: Is ¹this/these your bag?
 W: Yes, it is.
 S: Could you open it, please?
 W: What's the problem?
 S: ²This/Those is the problem.
 W: ³These/That's my shampoo.
- 2 S: What's ⁴that/those in your pocket?
 M: Ah, sorry, ⁵these/those are my keys.
 S: OK, go ahead.
- 3 M: Excuse me, ⁶that's/those are my ⁷friend/friend's bags. Can I ...?
 W: Sorry, ⁸this is/that's my bag. The black one. In your hand.
 M: No, ⁹this/these is my ¹⁰friend's/friend.
 W: Look, my name's on it. It's ¹¹my/mine.
 M: Oh, sorry, you're right. It's ¹²your/yours.

A Write *this*, *that*, *these* or *those* under the pictures below.

