

Part 1

– 5 questions –

Look and read. Put a tick (✓) or a cross (X) in the box.
There are two examples.

Examples



This is a flower.



This is a goat.



Questions

1



This is a lizard.



2



This is a bike.

3



This is a pineapple.

4



This is a television.

5



This is a guitar.

Part 2

– 5 questions –

Look and read. Write **yes** or **no**.



Examples

- A boy is reading a book. yes
.....
- A monkey is sitting on the big elephant. no
.....

Questions

- 1 There are two children in the sea.
- 2 The duck is walking behind the two elephants.
- 3 The girls are playing with a ball.
- 4 The woman in the boat has got a camera.
- 5 The crocodile is eating a coconut.

Part 3

- 5 questions -

Look at the pictures. Look at the letters. Write the words.

Example



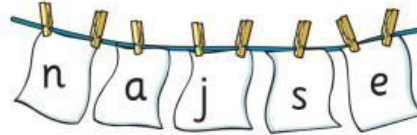
d r e s s



Questions

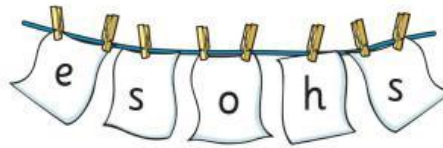
1





2





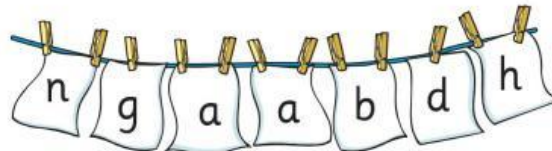
3





4





5






Part 4

- 5 questions -

Read this. Choose a word from the box. Write the correct word next to numbers 1-5. There is one example.

A horse



I've got four legs, two ears, two eyes and long
 (1)..... on my head. I'm a big animal. I don't live in
 a (2)..... or a garden. I like eating
 (3)..... and apples. I drink (4).....
 A woman, a (5)..... or a child can ride me.

What am I? I am a horse.


example



Part 5

– 5 questions –

Look at the pictures and read the questions. Write one-word answers.




Examples

Where are the children? in the classroom

What colour is the cat? white


Questions

1 What is the teacher drawing? a



2 Who is holding the cat? a

3 What is the teacher doing now?



4 Where is the cat now? at the

5 How many children are looking at the cat?